

ILLUSTRATIONS AND TEXT

READING ASSESSMENTS

PRINT AND DIGITAL

San Francisco's Cable Cars

Since 1873, one of San Francisco's most famous sights is the cable car. It is mostly used by tourists. It also takes people on short trips around the city. Up to 60 passengers can sit inside the trolley, or they can stand on the side while holding on. The cable car moves slowly at a speed of about nine miles per hour.



Before the big earthquake of 1906, the City had more than 600 cable cars. Today there are a total of 40 cable cars in service. If you want to learn more, the Cable Car Museum is a fun place to visit. It has three cable cars from the 1870s. It lets visitors see the huge engines and the winding wheels that pull the cables.

Text and Illustrations A

©The Teacher Next Door

1. How does the image add to your understanding of the text? It helps me... 1 point

- ☐ See what cable cars look like
- ☐ See the museum
- ☐ See how fast they go

ILLUSTRATIONS AND Text

Name: _____

SAN FRANCISCO'S CABLE CARS

Since 1873, one of San Francisco's most famous sights is the cable car. It is mostly used by tourists. It also takes



people on short trips to 60 passengers trolley, or they can stand on the side while holding on. The cable car moves slowly at a speed of about nine miles per hour.

Before the big earthquake of 1906, the City had more than 600 cable cars. Today there are a total of 40 cable cars in service. If you want to learn more, the Cable Car Museum is a fun place to visit. It has three cable cars from the 1870s. It lets visitors see the huge engines and the winding wheels that pull the cables.

ILLUSTRATIONS AND Text

Name: _____

OKAPI

An okapi is sometimes called a "forest giraffe". Even though it has some stripes like a zebra, it is actually related to the giraffe. Okapis are shy animals who live in the



1. How does the image add to your understanding of the text? It helps me... 1 point

A. See what cable cars look like

2. What is something you learned from the image?

A. People in the city

3. Where are people taking the cable car?

A. The front

4. Why might people take the cable car?

A. Not enough seats

5. When were the cable cars first used?

A. Before 1906

Number Correct: 5/5

Illustrations and Text C

ILLUSTRATIONS AND Text

Name: _____

THE LOUVRE MUSEUM

The most visited art museum in the world can be found in Paris, France. It is called the Louvre. It was first built as a castle for King Francis in 1546. In 1793, it became an art museum. Today it has many famous pieces like the Mona Lisa painting and the Venus de Milo sculpture. Besides paintings and sculptures, the museum has pottery, furniture, and jewelry.



The museum was updated in the 1980s and 1990s. Offices and shops were added. In the courtyard, a large steel and glass pyramid was created. Three smaller pyramids, ponds, and fountains were also built.

1. How does the image add to your understanding of the text? It helps me... 1 point

A. See inside the museum. B. See all three small pyramids. C. See the courtyard.

2. Using the text and the photograph, what did you learn about the large pyramid?

A. It's made of steel and glass. B. You can see the Mona Lisa. C. A and B

3. Seeing the people in the picture helps you understand the text. What do you learn?

A. The size of the buildings B. The number of people C. The location of the museum

4. What was the building before it was a museum?

A. Church B. Castle C. School

5. What type of art is the Mona Lisa?

A. Painting B. Sculpture C. Pottery

Number Correct: 5/5

Illustrations and Text C

3rd
Grade

The TEACHER Next Door


3 STANDARDS-BASED ASSESSMENTS

ILLUSTRATIONS AND Text

Name: _____

SAN FRANCISCO'S CABLE CARS

Since 1873, one of San Francisco's most famous sights is the cable car. It is mostly used by tourists. It also takes people on short trips around the city. Up to 60 passengers can sit inside the trolley, or they can stand on the side while holding on. The cable car moves slowly at a speed of about nine miles per hour.



Before the big earthquake of 1906, the city had more cable cars. Today there are a total of 40 cable cars in service. If you visit the Cable Car Museum, it is a fun place to visit. It has three cable cars that let visitors see the huge engines and the winding wheels.

1. How does the image add to your understanding of the text?
A. See what cable cars look like B. See the museum C. See the people on the cable car
2. What is something the picture shows that the text does not mention?
A. People in the cable car B. The ocean nearby
3. Where are people standing on the *outside* of the cable car?
A. The front B. The back
4. Why might people stand on the side of the cable car?
A. Not enough seats inside B. For fun
5. When were there more than 600 cable cars in service?
A. Before 1906 B. Right after 1906

Number Correct: **/5**

Illustrations and Text A


Includes a Print Format

ILLUSTRATIONS AND Text

Name: _____

OKAPI

An okapi is sometimes called a "forest giraffe". Even though it has some stripes like a zebra, it is actually related to the giraffe. Okapis are shy animals who live in the rainforests of Central Africa. They spend the day and night foraging for food. Okapis eat 40 – 65 pounds of twigs, and fruits each day. Like giraffes, they use their long tongues to grab and eat reddish clay. It gives these animals protection from predators.



Okapis don't live in groups. They are the only living relatives of giraffes who take care of their babies. A single okapi mother works hard to protect and raise her young.

1. How does the image add to your understanding of the text?
A. See its size B. See what an okapi looks like
2. Using the text and the photograph, what did you learn about the okapi?
A. They are on both legs. B. They are in a forest.
3. The text said one part of the okapi's body is covered in stripes.
A. The neck B. The back
4. Okapis live in the rainforests of Central Africa.
A. Africa B. Asia
5. Giraffes usually have one baby at a time.
A. Okapis have the same. B. Okapis have more than one.

Number Correct: **/5**


Illustrations and Text B

ILLUSTRATIONS AND Text

Name: _____

THE LOUVRE MUSEUM

The most visited art museum in the world can be found in Paris, France. It is called the Louvre. It was first built as a castle for King Francis in 1546. In 1793, it became an art museum. Today it has many famous pieces like the Mona Lisa painting and the Venus de Milo sculpture. Besides paintings and sculptures, the museum has pottery, furniture, and jewelry.



The museum was updated in the 1980s and 1990s. Offices and shops were added. In the courtyard, a large steel and glass pyramid was created. Three smaller pyramids, ponds, and fountains were also built.

1. How does the image add to your understanding of the text? It helps me...
A. See inside the museum. B. See all three small pyramids. C. See the courtyard.
2. Using the text and the photograph, what did you learn about the large pyramid?
A. It's made of steel and glass. B. You can see through it. C. Both A and B
3. Seeing the people in the picture helps you understand what?
A. The size of the buildings B. Clothing in France C. The weather
4. What was the building before it was a museum?
A. Church B. Castle C. Shopping area
5. What type of art is the Mona Lisa?
A. Painting B. Jewelry C. Sculpture

Number Correct: **/5**

Illustrations and Text C

©The Teacher Next Door

WORKS WELL FOR:

- Formative Assessment
- Summative Assessment
- Independent Practice

The TEACHER Next Door

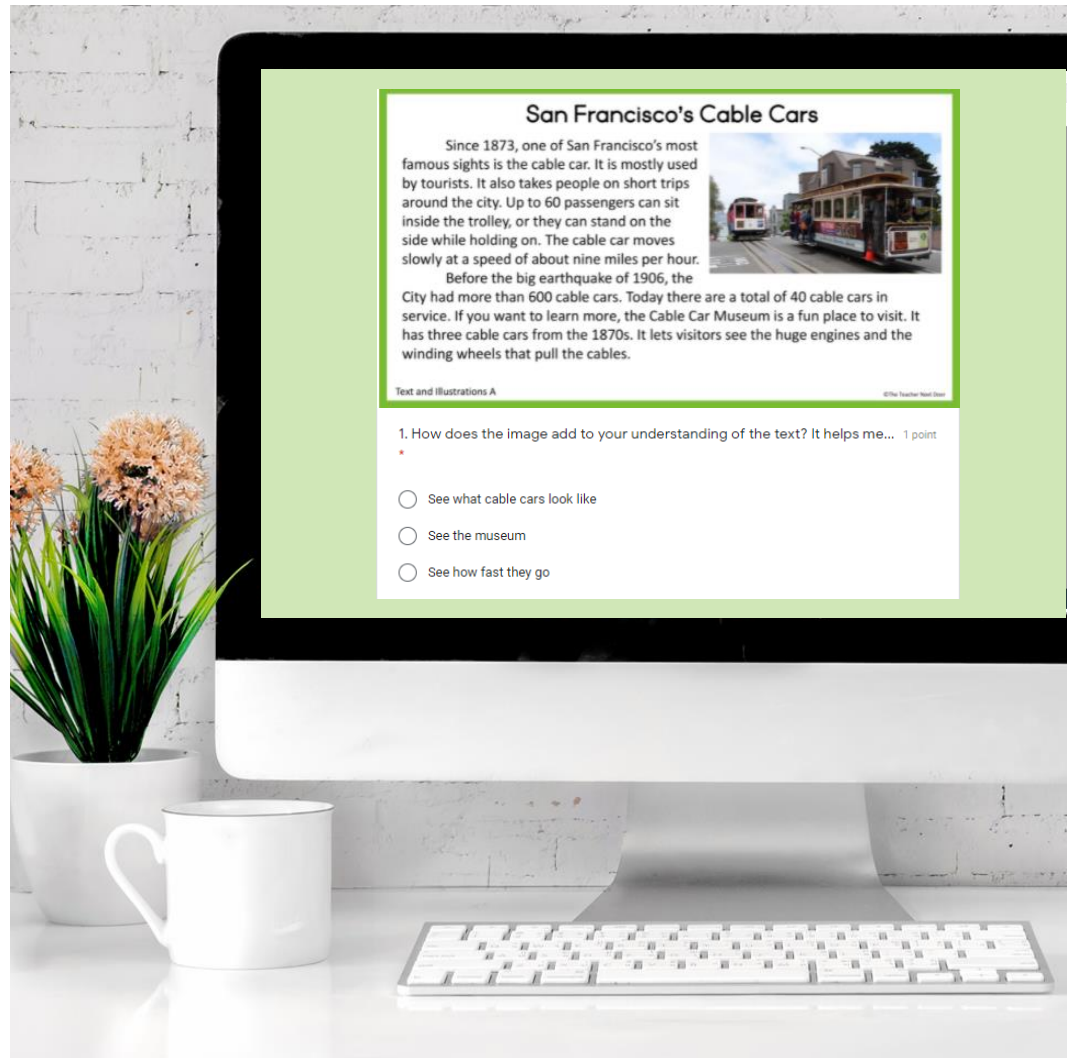
INCLUDES A DIGITAL FORMAT

The digital assessments are in Google Forms™:

- **Self-grading!**
- **Can be used on other learning platforms!**

Can be used for:

- **Data Driven Instruction**
- **Standards Based Grading**
- **Spiral Review**

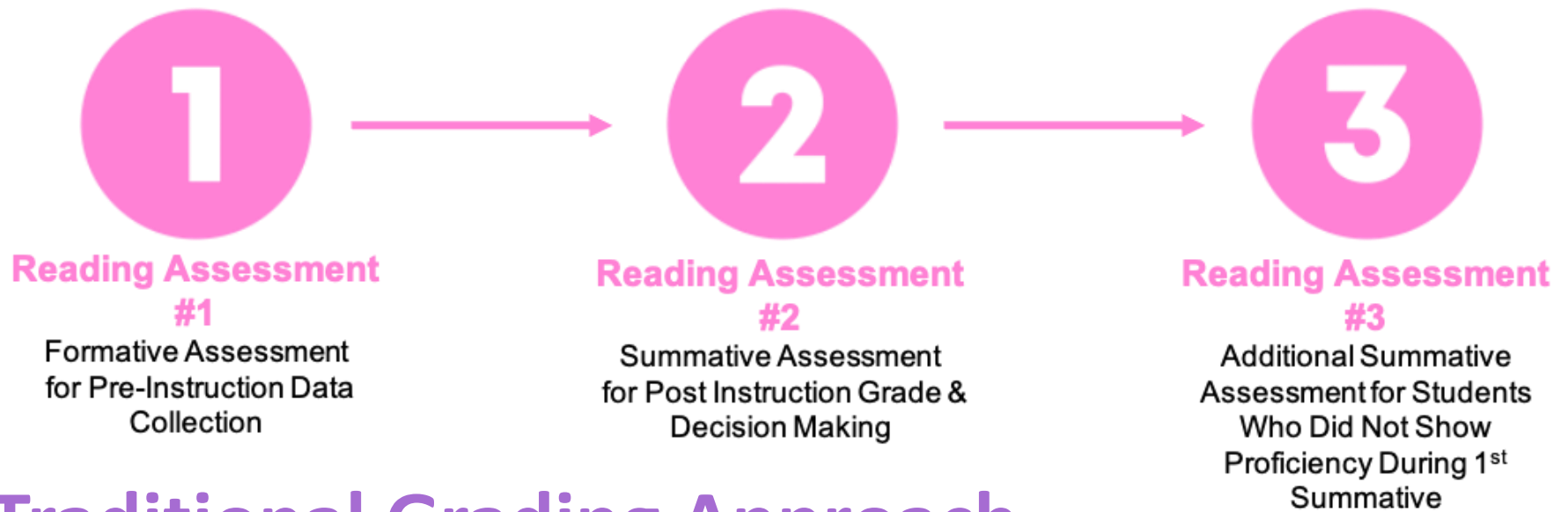


NO PREP Digital!

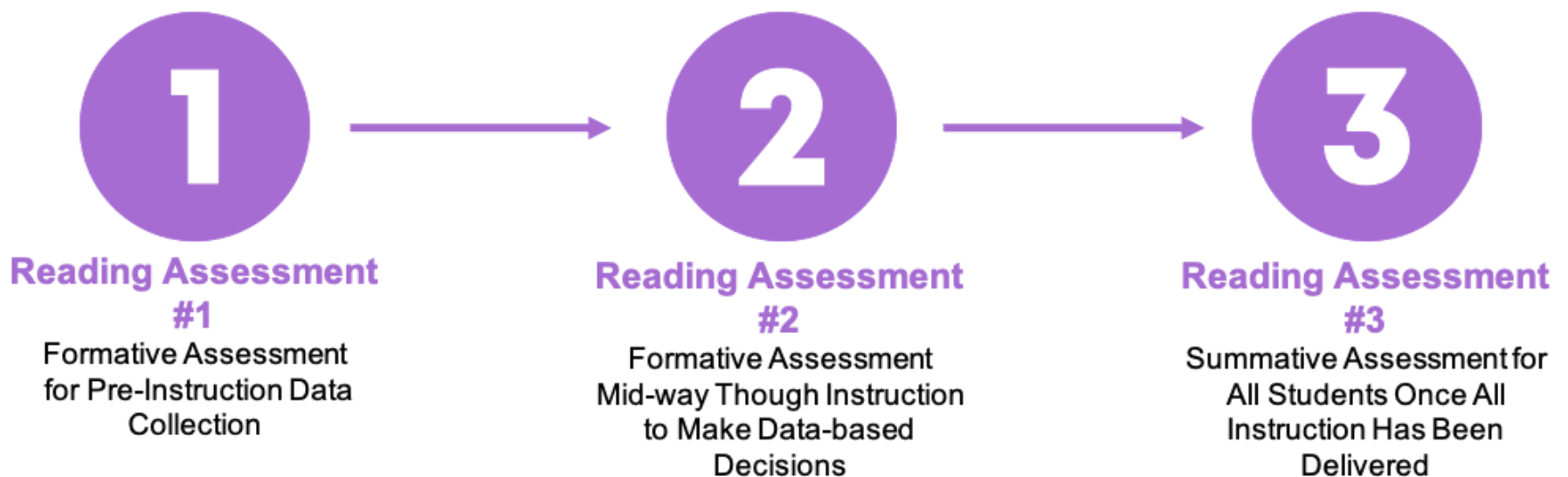
The TEACHER next Door

DATA DRIVEN INSTRUCTION

Standards-Based Grading Approach



Traditional Grading Approach



ALSO INCLUDES A COPY OF PASSAGES IN GOOGLE SLIDES

YOU MAY USE THESE PASSAGES TO:

- Meet IEP and 504 requirements
- Highlight words or phrases for students
- Increase passage size and eliminate digital distraction for students
- Read the passage together (or to a small group) before assessing
- Add notes, task lists, or other helpful reminders to passages for students
- and more!



******Please note, the paired questions are only available on the printable and Google Forms versions of these resources (NOT on Slides).***

SAVE more and get MORE when you purchase the











Standards-Based Reading Assessment Bundle

[CLICK HERE](#) to take a look!

More Reading Resources:

READING ASSESSMENTS NONFICTION BUNDLE

PRINT AND
DIGITAL
for
GOOGLE
FORMS™



3rd
Grade

The TEACHER next Door

DIGITAL READING BUNDLE:

FICTION
for
GOOGLE
SLIDES™



The TEACHER next Door

3rd
Grade

CLICK [HERE](#) to take a look!

DIGITAL READING BUNDLE:

NONFICTION
for
GOOGLE
SLIDES™



The TEACHER next Door

3rd
Grade

CLICK [HERE](#) to take a look!

The TEACHER next Door

Want the BEST DEAL? SAVE MORE with the
**Standards-Based Reading Assessments
FICTION and NONFICTION BUNDLE!**
[CLICK HERE](#) to take a look!

READING ASSESSMENTS BUNDLE: FICTION AND NONFICTION

READING ASSESSMENTS FICTION BUNDLE

PRINT AND
DIGITAL
for
GOOGLE
FORMS™

CAUSE AND EFFECT
READING ASSESSMENTS
PRINT AND DIGITAL
for
GOOGLE
FORMS™

CONTEXT CLUES
READING ASSESSMENTS
PRINT AND DIGITAL
for
GOOGLE
FORMS™

ELEMENTS OF STORIES
DRAMAS, AND POEMS
READING ASSESSMENTS
PRINT AND DIGITAL
for
GOOGLE
FORMS™

POINT OF VIEW
READING ASSESSMENTS
PRINT AND DIGITAL
for
GOOGLE
FORMS™

TEXT AND ILLUSTRATIONS
READING ASSESSMENTS
PRINT AND DIGITAL
for
GOOGLE
FORMS™

COMPARE AND CONTRAST
READING ASSESSMENTS
PRINT AND DIGITAL
for
GOOGLE
FORMS™

READING COMPREHENSION
READING ASSESSMENTS
PRINT AND DIGITAL
for
GOOGLE
FORMS™

The TEACHER next Door

3rd
Grade

PRINT AND DIGITAL
for
GOOGLE FORMS™

READING ASSESSMENTS NONFICTION BUNDLE

PRINT AND
DIGITAL
for
GOOGLE
FORMS™

ASK AND ANSWER QUESTIONS
READING ASSESSMENTS
PRINT AND DIGITAL
for
GOOGLE
FORMS™

MAIN IDEA
READING ASSESSMENTS
PRINT AND DIGITAL
for
GOOGLE
FORMS™

CAUSE AND EFFECT
READING ASSESSMENTS
PRINT AND DIGITAL
for
GOOGLE
FORMS™

CONTEXT CLUES
READING ASSESSMENTS
PRINT AND DIGITAL
for
GOOGLE
FORMS™

TEXT FEATURES
READING ASSESSMENTS
PRINT AND DIGITAL
for
GOOGLE
FORMS™

POINT OF VIEW
READING ASSESSMENTS
PRINT AND DIGITAL
for
GOOGLE
FORMS™

ILLUSTRATIONS AND TEXT
READING ASSESSMENTS
PRINT AND DIGITAL
for
GOOGLE
FORMS™

LOGICAL CONNECTIONS
READING ASSESSMENTS
PRINT AND DIGITAL
for
GOOGLE
FORMS™

COMPARE AND CONTRAST
READING ASSESSMENTS
PRINT AND DIGITAL
for
GOOGLE
FORMS™

READING COMPREHENSION
READING ASSESSMENTS
PRINT AND DIGITAL
for
GOOGLE
FORMS™

3rd
Grade

The TEACHER next Door

The TEACHER next Door