




# KNOWLEDGE BUILDERS






## GIRAFFES

Giraffes can be found in the savannas of Africa. They like to live in dry areas with a few trees and bushes. Giraffes are social animals and live in groups called a tower. Towers can have from 10 – 20 members and can include all females and their young, males only, or males and females together.

The tallest mammal in the world is the giraffe! Giraffes can grow from 14 – 18 feet tall and weigh up to 1,500 lbs. Even a newborn calf is six feet tall. A giraffe's height is helpful in the grasslands since it helps them see predators like lions, leopards, and hyenas from far away. Giraffes are also fast runners and can travel up to 35 mph. for a short time.

Giraffes are large animals and eat over 100 pounds of leaves each day.



FICTION AND  
NONFICTION



### COMPREHENSION

Directions: Place the sentences under the correct true or false headings for The Sydney Opera House.

TRUE	FALSE
A contest was held to choose the building design.	It took 14 years to finish.
The Sydney Opera House opened in 1973.	The Sydney Opera House has 100 rooms.

### VOCABULARY from the folktale

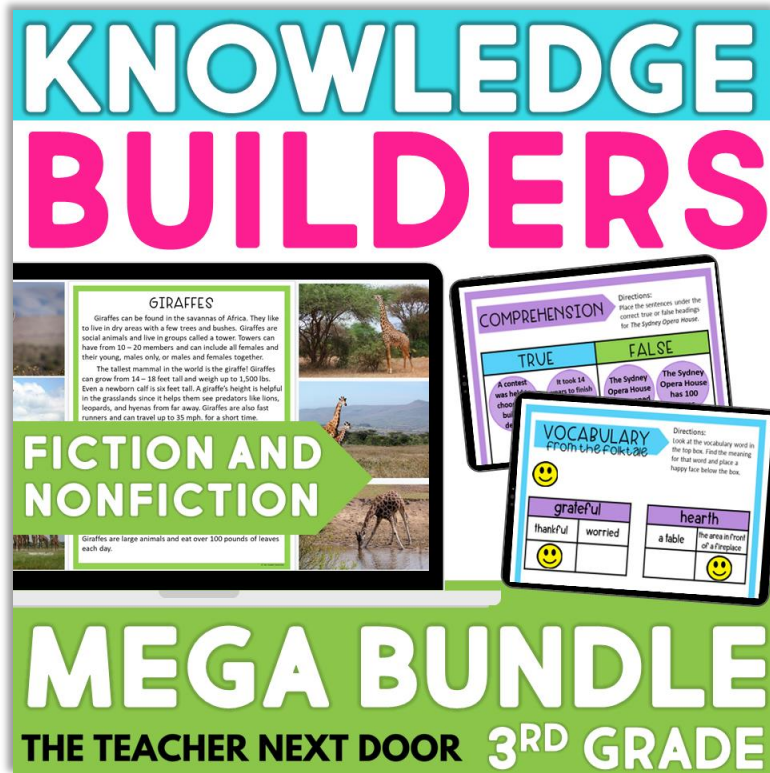
Directions: Look at the vocabulary word in the top box. Find the meaning for that word and place a happy face below the box.

grateful	hearth
thankful	a table
worried	the area in front of a fireplace
	

# MEGA BUNDLE

THE TEACHER NEXT DOOR 3<sup>RD</sup> GRADE

# BIG BUNDLE, BIG SAVINGS!



# 50% OFF

**BUY MORE, SAVE MORE.**

**MAKE YOUR TEACHER LIFE SIMPLE.**

**THE TEACHER NEXT DOOR**

# WHAT'S INCLUDED?

**20**

**KNOWLEDGE  
BUILDER UNITS**

**FOR  
CENTERS OR  
INDEPENDENT  
WORK**

# COVERS KEY SKILLS

## FICTION

- Questions from the Text
- Central Message
- Characters, Settings, and Events
- Cause and Effect
- Context Clues
- Elements of Poetry, Dramas, and Prose
- Point of View
- Illustrations and Text
- Compare and Contrast
- Reading Comprehension Using Literature




## NONFICTION

- Questions from the Text
- Main Idea
- Cause and Effect
- Context Clues
- Text Features
- Point of View
- Illustrations and Text
- Text Evidence
- Compare and Contrast
- Reading Comprehension Using Nonfiction

# DIGITAL FORMAT

**DRAG AND DROP – INTERACTIVE**  
**NO-PREP, EASY TO ASSIGN**

**JUST CLICK AND SEND!** 



**Ostrich**




**INFORMATIONAL TEXT**  
*using a chart*

**OSTRICHES AND EMUS**

Ostriches and emus are both large, flightless birds. They look very similar with long necks and feathered bodies. They have strong legs that they use for sprinting, with emus running up to 25 mph and ostriches up to 42 mph. They also use their legs to defend themselves. Both birds are omnivores, although they mostly eat plants. They both eat small insects, but ostriches also eat lizards and mice.

The birds are also different in a number of ways. Ostriches live in Africa while emus inhabit Australia. An ostrich is unique as a bird, having only two toes, while an emu has three toes. An emu can grow to about 90 lbs. and has a lifespan of up to 20 years. An ostrich is much larger weighing up to 325 lbs. and living up to 70 years.

Characteristics	Emu	Ostrich
Lives in:	Australia	Africa
Eats:		
Weighs:		
Toes:	three	two
Lifespan:		



**Emu**

plants, insects,  
lizards, and mice

plants and insects



**THE TEACHER NEXT DOOR**

# PASSAGES

READING SKILL FOCUSED

HIGH-INTEREST STORIES

THAT KEEP STUDENTS ENGAGED!

## THE JACKAL AND THE PEA-HEN

*A Fable from India*

Once there lived a Jackal and a Pea-hen (female peacock) who promised each other that they would be friends forever. Each day, the two companions ate their meals together and chatted happily with one another. The other animals of the forest wondered how long their friendship would last, but they said nothing.

One day, the Pea-hen ate some delicious plums for dinner. The Jackal feasted on a juicy goat and they both ate their meals happily. When they were finished, the Pea-hen bragged to the Jackal that her mother was a fine pea-hen and had taught her never to be wasteful. The Pea-hen said that she was going to plant the plum pits, so that one day they would grow into beautiful trees with plenty of plums to eat.

With that, the Pea-hen stood up and started scratching the ground until the earth was soft. She placed the plum pits into the dirt and covered them gently. Her words though, made the Jackal feel scolded. Since he didn't want to be wasteful, he took the bones from his meal and planted them too.

Each day, the Jackal and the Pea-Hen looked at their gardens. Finally, the Pea-hen's plant grew a green shoot, but the bones did nothing. The Jackal was worried but smiled and told the Pea-hen that bones do take longer to grow. Pea-hen smiled to herself and said it might take them years to grow.



USE FOR  
CENTERS OR  
INDEPENDENT  
WORK



THE TEACHER NEXT DOOR

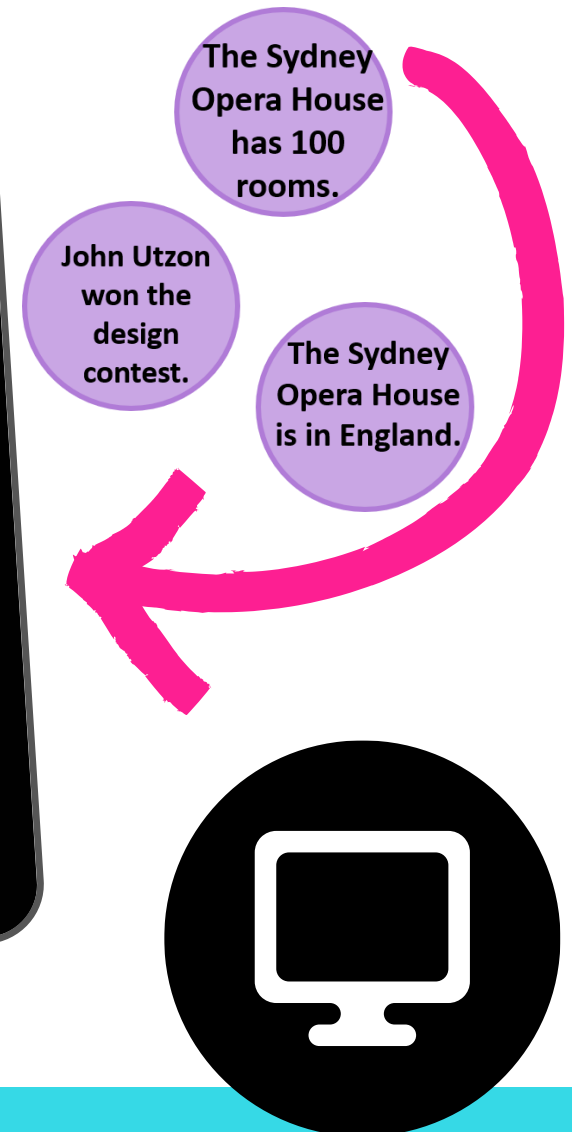
# COMPREHENSION

STUDENTS PRACTICE  
DIGGING INTO THE TEXT  
TO SHOW UNDERSTANDING!

**COMPREHENSION**

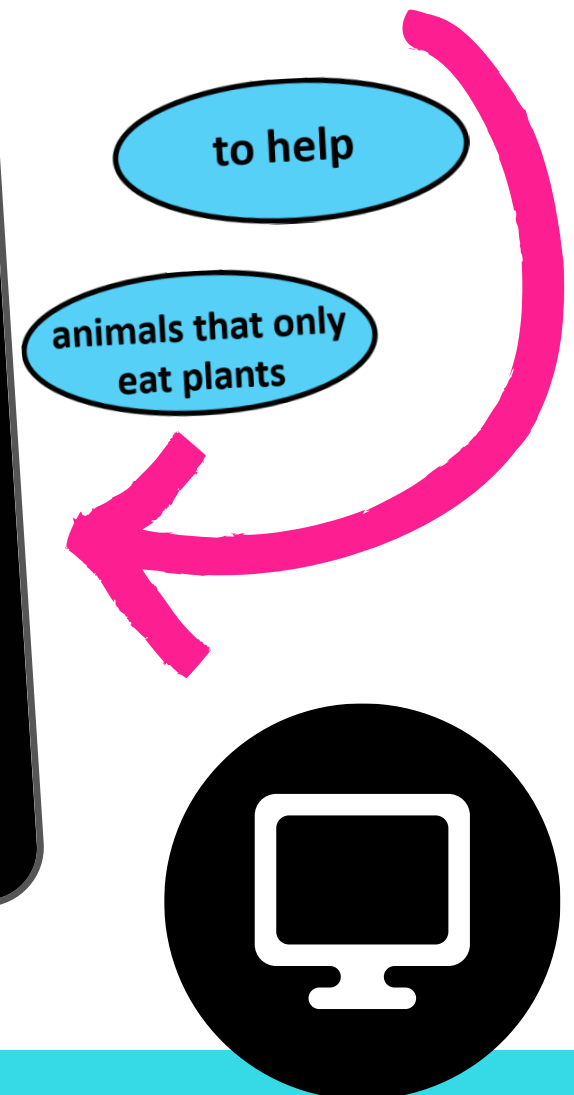
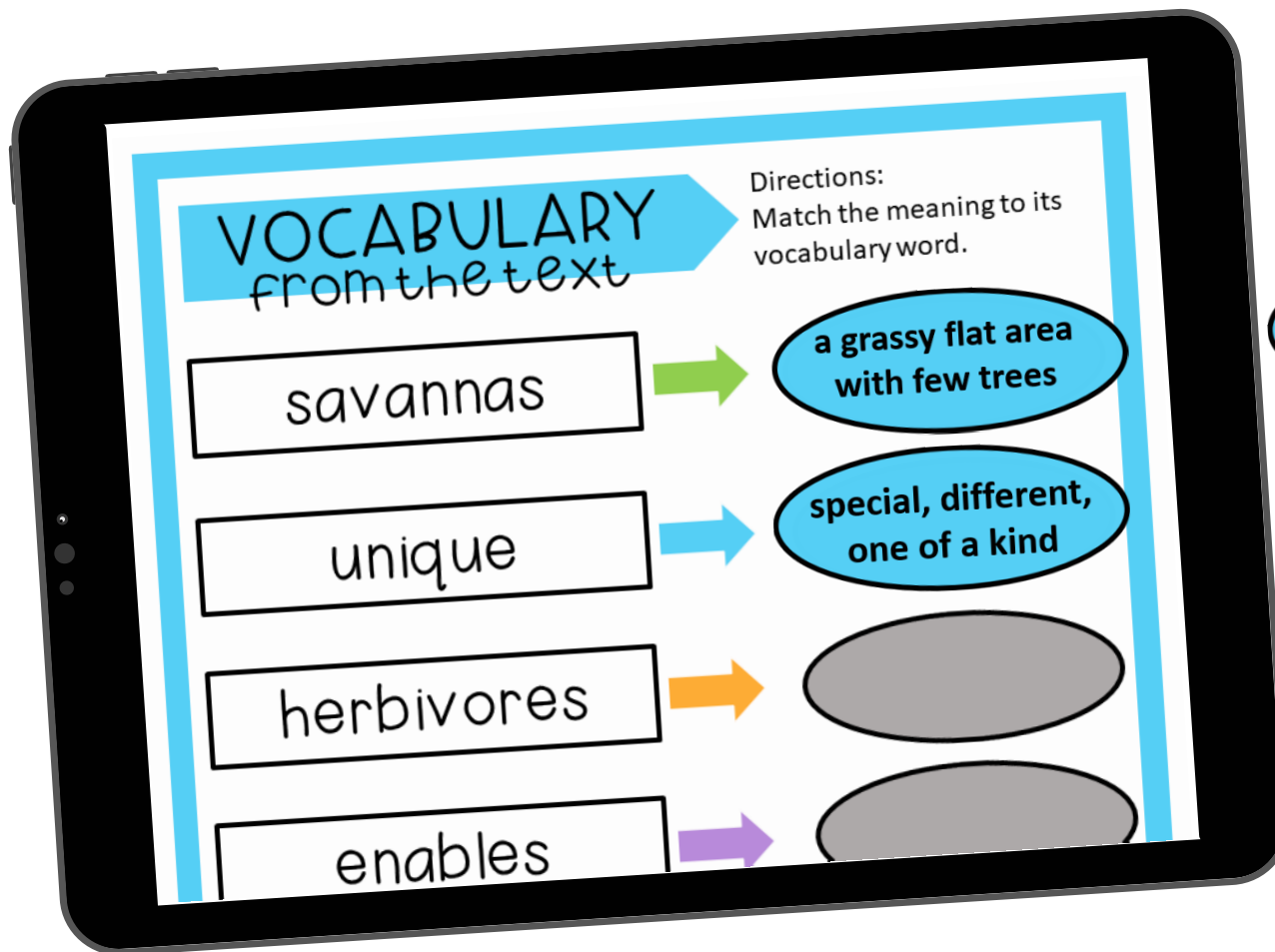
Directions:  
Place the sentences under the correct true or false headings for *The Sydney Opera House*.

TRUE	FALSE
<ul style="list-style-type: none"><li>A contest was held to choose the building design.</li><li>It took 14 years to finish building the Opera House.</li><li>Over ten million people visit the Sydney Opera House each year.</li></ul>	<ul style="list-style-type: none"><li>The Sydney Opera House was opened in 1873.</li><li>The building cost less than planned.</li></ul>



# VOCABULARY

TARGET WORDS IN CONTEXT  
FROM THE PASSAGE  
WITH INTERACTIVE PRACTICE!





# SKILLS FOCUSED




## REINFORCE THE READING CONCEPT

USING A VARIETY OF APPROACHES!

FACTS  
from the fable



Directions:  
Read a description from *The Jackal and the Pea-hen* fable.  
Move a jackal or a pea-hen picture (or both) to show the correct answer

1. Who promised to be friends forever?		
2. Who bragged about not being wasteful?		



# ASK THE EXPERTS

**"AMAZING RESOURCE. SO MANY TOPICS COVERED. AMAZING VALUE FOR THE PRICE!!!"**

– SHARI, 3RD GRADE TEACHER

**"OH MY GOSH, TALK ABOUT A LIFESAVER! I ABSOLUTELY LOVE THIS RESOURCE!"**

– LEANN, 3<sup>RD</sup> GRADE TEACHER

**"THIS RESOURCE IS AMAZING! I LOVE THE LEVEL OF RIGOR, AND MY STUDENTS REALLY LIKE THEM. WIN, WIN!"**

– CARMEN, 3RD GRADE TEACHER

**THE TEACHER NEXT DOOR**

# KNOWLEDGE BUILDERS FAQ

## Which classrooms would benefit from a KNOWLEDGE BUILDERS MEGA BUNDLE like this?

This Knowledge Builders Fiction Mega Bundle is for you **if your reading curriculum is lacking** when it comes to focused reading skills practice or your students could benefit from more content knowledge. If you'd like to **stop endlessly searching for high-interest reading activities** that align with this reading standard and are looking for **easy-to-use** reading activities, this resource is for you.

## What age is best suited for this Knowledge Builder?

This digital reading unit is **aligned to 3rd grade reading standards**. It can also be used with **older students in need of extra practice** and support or for **enrichment for younger students**. Teachers, homeschool educators, and tutors have used the materials successfully.

## How can this resource be used in my classroom?

This resource is **extremely versatile**. Many teachers will use the knowledge builder as part of their weekly literacy stations. You can also use the digital unit for independent work, partner practice, test prep, and for whole-class lessons. Our **best recommendation is to use them for independent or partner work while you meet with small groups to differentiate**.

# WHO IS TTND?

At **The Teacher Next Door**, we know that you strive to be an effective reading teacher while maintaining a healthy work-life balance. In order to do that, you need resources that are impactful yet simple. The problem is that most reading resources and curriculums out there are far from simple. The pages upon pages of daily lesson plans are just plain overwhelming. We believe teachers should be living their lives outside the classroom and not spending hours lesson planning and searching for resources.

Now, more than ever, teachers need space to be themselves, which is why we create and support teachers with time-saving tips and standards-aligned resources.

**We can't wait to help you get started.**

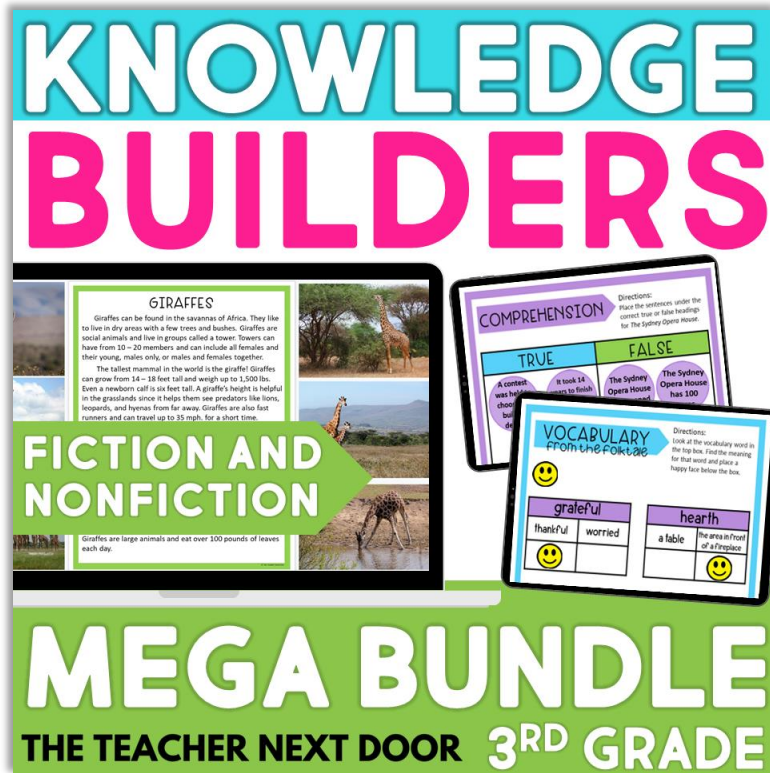
**A NOTE ABOUT OUR CEO AND FOUNDER:** Jenn Larson is the creator and founder of The Teacher Next Door. With over 20 years of experience in the classroom and a Master's Degree in Curriculum and Instruction, Jenn specializes in creating resources for upper elementary students. Her goal is to support teachers by providing ready-to-use resources that target standards and help students grow in amazing ways.



**THE TEACHER  
NEXT DOOR**

**REACH OUT AT: [contact@the-teacher-next-door.com](mailto:contact@the-teacher-next-door.com)**

# TAKE BACK YOUR TEACHER TIME!



**BUY NOW**



**NO MORE HOURS OF LESSON PLANNING!**  
**YOUR FUTURE TEACHER-SELF WILL**  
**THANK YOU, YEAR AFTER YEAR.**

**THE TEACHER NEXT DOOR**