

# KNOWLEDGE BUILDERS

## RUMPELSTILTSKIN

German Fairy Tale

Page 2

The next morning, the King was pleased to see the gold. He told her that this time, if changed the straw into gold, she would become the Queen. The little man appeared immediately and asked what she would give him to help. The young woman had nothing left, so the little man asked her to give him her first child when she became Queen. The young woman felt that she had no choice, and so she agreed.

The little man finished spinning the gold and the King and the miller's daughter were married. A year later, the



Gold from Straw - The Miller's Daughter by Anne

Rumpelstiltskin that night when the little man appeared, the Queen asked if Rumpelstiltskin was his name. The little man screamed, asking the Queen who told her. Then he disappeared and was never seen again.

## VOCABULARY from the legend

Directions:  
Match the puzzle piece with the  
meaning to its vocabulary word.

shocked

very  
surprised

tsunami

tall waves  
that cause  
flooding

instantly

## VOCABULARY from the fairy tale

Directions:  
Look at the vocabulary word in  
the top box. Find the meaning for  
that word and place an arrow by  
its box.

palace

hut

castle

appeared

showed up

went away

village

town

large city

pleased

happy or satisfied

upset

# ILLUSTRATIONS AND TEXT

## THE TEACHER NEXT DOOR

# DIGITAL FORMAT

**DRAG AND DROP – INTERACTIVE**  
**NO-PREP, EASY TO ASSIGN**

**JUST CLICK AND SEND!** 

## ILLUSTRATIONS from the legend


Directions: Look at the illustration carefully from *The Burning of the Rice Fields* legend. Place a star in the circle next to the correct answer.

1. Look at picture. What part of the picture shows that it is in Japan?

- ☐ A. Moon
- ☐ B. Mountains
- ☒ C. Japanese Writing

2. Which part of the story is shown in this illustration?

- ☐ A. The ocean
- ☒ B. Grandfather's house on the mountain
- ☐ C. The villager's homes



# TWO PASSAGES

READING SKILL FOCUSED

HIGH-INTEREST STORIES

THAT KEEP STUDENTS ENGAGED!

## RUMPELSTILTSKIN

*German Fairy Tale*

*Illustration by Warwick Goble, 1913*

Once there was a miller and his daughter. When the King came to the village, the miller wanted to sound important, so he told the King that his daughter could spin straw into gold. The King ordered the young woman to be taken to the palace at once.

The King led her to a room filled with straw. He told her that she must spin the straw into gold by morning or she would die.

When the young woman started to cry, a funny little man appeared. He asked what she would give him to spin the straw into gold. The young woman gave him her necklace. So, the little man worked all night long. Soon, the room was filled with gold.

When the King saw the gold, he wanted more. He led the young woman to a bigger room filled with straw. Again, he told her that if the straw wasn't changed into gold by morning, that was the end of her. The young woman started crying. Just as before, the little man agreed to spin the straw into gold for a price. The young woman gave him her ring, and he started to work.



USE FOR  
CENTERS OR  
INDEPENDENT  
WORK



# VOCABULARY

TARGET WORDS IN CONTEXT  
FROM THE PASSAGE  
WITH INTERACTIVE PRACTICE!

**VOCABULARY**  
from the fairy tale

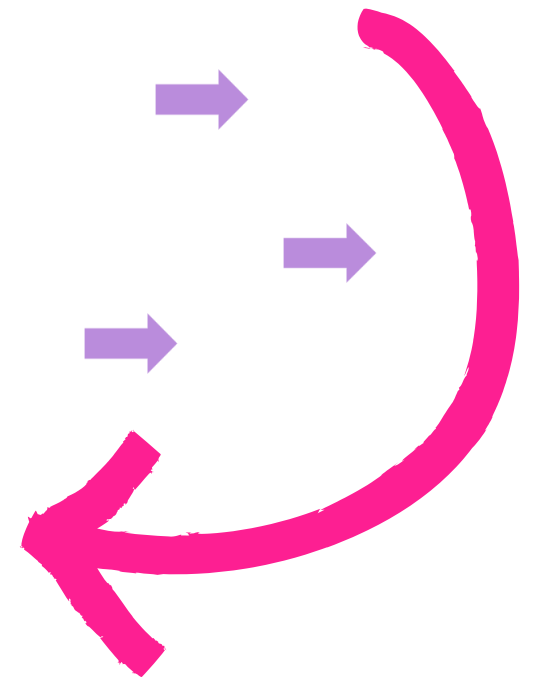
Directions:  
Look at the vocabulary word in the top box. Find the meaning for that word and place an arrow by its box.

palace	
	hut
→	castle

appeared	
	showed up
	went away

village	
→	town
	large city

pleased	
	happy or satisfied
	upset



# COMPREHENSION

STUDENTS PRACTICE  
DIGGING INTO THE TEXT  
TO SHOW UNDERSTANDING!

**COMPREHENSION**

Directions: Place the sentences under the correct true or false boxes for the *Rumpelstiltskin* story.

TRUE	FALSE
<p>The Miller's daughter became the Queen.</p> <p>The Miller said his daughter could spin straw into gold.</p> <p>The scout found Rumpelstiltskin's name.</p>	<p>Rumpelstiltskin gave the Queen three weeks to guess his name.</p> <p>The Queen had a daughter.</p>





# SKILLS FOCUSED

## REINFORCE

## ILLUSTRATIONS AND TEXT USING A VARIETY OF APPROACHES!

### AN ILLUSTRATION from a fable

Directions: Read the *Aesop's Fable*. Circle the letter of each correct answer. ☐ ☐ ☐

#### THE TWO CRABS


*Aesop's Fables*

One day, a young crab and his mother were walking on the beach. Mother Crab asked her son why he walked sideways. She told him to always walk with his toes going forward.

Little Crab asked his mother to show him how to walk properly. Mother Crab tried to walk with her toes going forward, but she could only walk sideways like her son. When she tried to walk with her toes out, she fell down right away.



Illustration by Arthur Rackham, 1912



# ASK THE EXPERTS

**"EXCELLENT RESOURCE!"**

– VICTORIA, 3RD GRADE TEACHER

**"I ABSOLUTELY LOVED  
IT!"**

– KORI, 3RD GRADE TEACHER

**"I LOVED USING THIS RESOURCE!  
IT WAS PERFECT FOR MY  
STUDENTS AND MYSELF!"**

– BELYNDA, 3RD GRADE TEACHER

**THE TEACHER NEXT DOOR**

# KNOWLEDGE BUILDERS FAQ

## Which classrooms would benefit from a Digital Illustrations from the Text Unit like this?

This set of Illustrations from the Text Knowledge Builders is for you **if your reading curriculum is lacking** when it comes to focused reading skills practice or your students could benefit from more content knowledge. If you'd like to **stop endlessly searching for high-interest reading activities** that align with this reading standard and are looking for **easy-to-use** reading activities, this resource is for you.

## What age is best suited for this Knowledge Builder?

This digital reading unit is **aligned to 3<sup>rd</sup> grade reading standards**. It can also be used with **older students in need of extra practice** and support or for **enrichment for younger students**. Teachers, homeschool educators, and tutors have used the materials successfully.

## How can this resource be used in my classroom?

This resource is **extremely versatile**. Many teachers will use the knowledge builder as part of their weekly literacy stations. You can also use the digital unit for independent work, partner practice, test prep, and for whole-class lessons. Our **best recommendation is to use them for independent or partner work while you meet with small groups to differentiate**.



# WHO IS TTND?

At **The Teacher Next Door**, we know that you strive to be an effective reading teacher while maintaining a healthy work-life balance. In order to do that, you need resources that are impactful yet simple. The problem is that most reading resources and curriculums out there are far from simple. The pages upon pages of daily lesson plans are just plain overwhelming. We believe teachers should be living their lives outside the classroom and not spending hours lesson planning and searching for resources.

Now, more than ever, teachers need space to be themselves, which is why we create and support teachers with time-saving tips and standards-aligned resources.

**We can't wait to help you get started.**

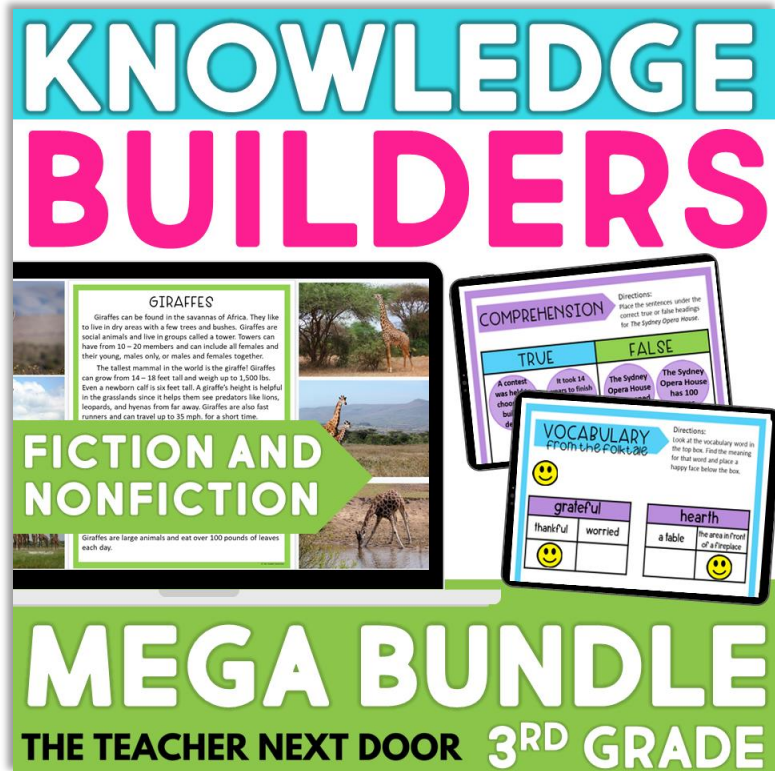
**A NOTE ABOUT OUR CEO AND FOUNDER:** Jenn Larson is the creator and founder of The Teacher Next Door. With over 20 years of experience in the classroom and a Master's Degree in Curriculum and Instruction, Jenn specializes in creating resources for upper elementary students. Her goal is to support teachers by providing ready-to-use resources that target standards and help students grow in amazing ways.

**REACH OUT AT: [contact@the-teacher-next-door.com](mailto:contact@the-teacher-next-door.com)**



**THE TEACHER  
NEXT DOOR**

# TAKE BACK YOUR TEACHER TIME!



**BUY NOW**



**NO MORE HOURS OF LESSON PLANNING!**  
**YOUR FUTURE TEACHER-SELF WILL**  
**THANK YOU, YEAR AFTER YEAR.**

**THE TEACHER NEXT DOOR**