

# KNOWLEDGE BUILDERS



**COMPREHENSION from a fable**

Directions: Move the star to show the correct answers.

**THE PEACOCK AND THE CRANE**  
*Aesop's Fable*

A Peacock, feeling very proud of his beauty, happened to meet a Crane. The Peacock wanted to show off, so he spread his colorful tail in the sun. The Peacock, thinking that the Crane was plain looking, asked the Crane what he had to compare with his beautiful feathers.

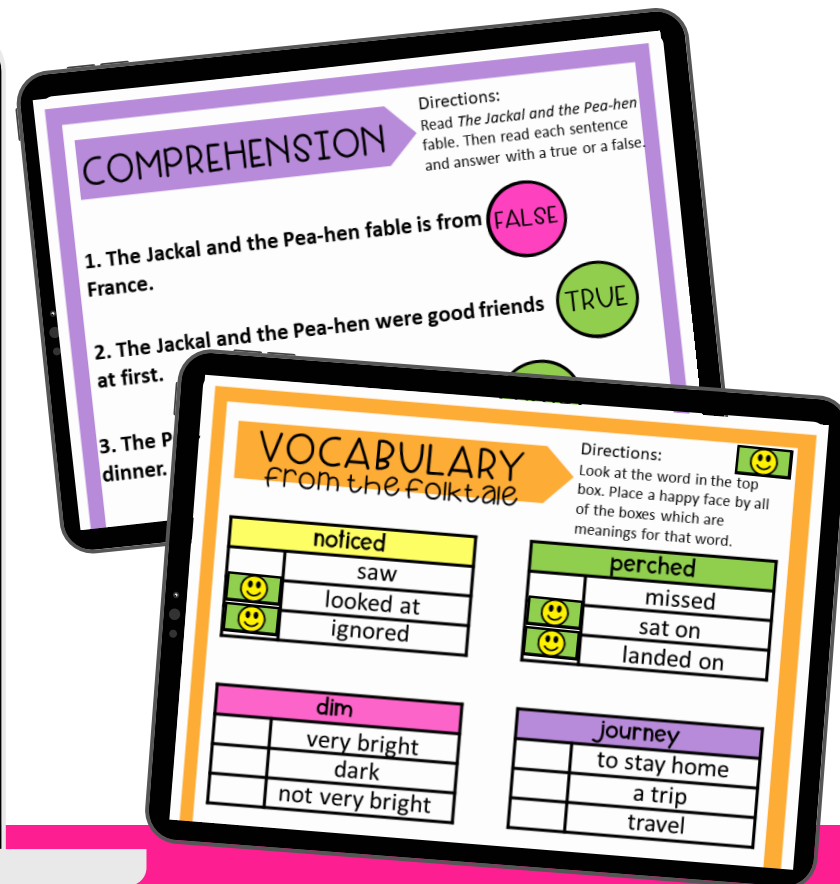
At that, the Crane spread his broad wings and flew high into the air. The Crane called down for the Peacock to follow him if he could. The Peacock, who could only fly a short distance became silent, as the Crane soared.

Moral of the story: Useful things are more important than simply pretty things.

**3RD GRADE FICTION**

☐ B. He could fly high into the sky.  
☐ C. He could swim.

**Crane**



**COMPREHENSION**

Directions: Read *The Jackal and the Pea-hen* fable. Then read each sentence and answer with a true or a false.

1. The Jackal and the Pea-hen fable is from France. **FALSE**

2. The Jackal and the Pea-hen were good friends at first. **TRUE**

3. The Pea-hen was a good friend.

**VOCABULARY from the folktale**

Directions: Look at the word in the top box. Place a happy face by all of the boxes which are meanings for that word.

noticed	
<input type="checkbox"/>	saw
<input type="checkbox"/>	looked at
<input type="checkbox"/>	ignored

perched	
<input type="checkbox"/>	missed
<input type="checkbox"/>	sat on
<input type="checkbox"/>	landed on

dim	
<input type="checkbox"/>	very bright
<input type="checkbox"/>	dark
<input type="checkbox"/>	not very bright

journey	
<input type="checkbox"/>	to stay home
<input type="checkbox"/>	a trip
<input type="checkbox"/>	travel

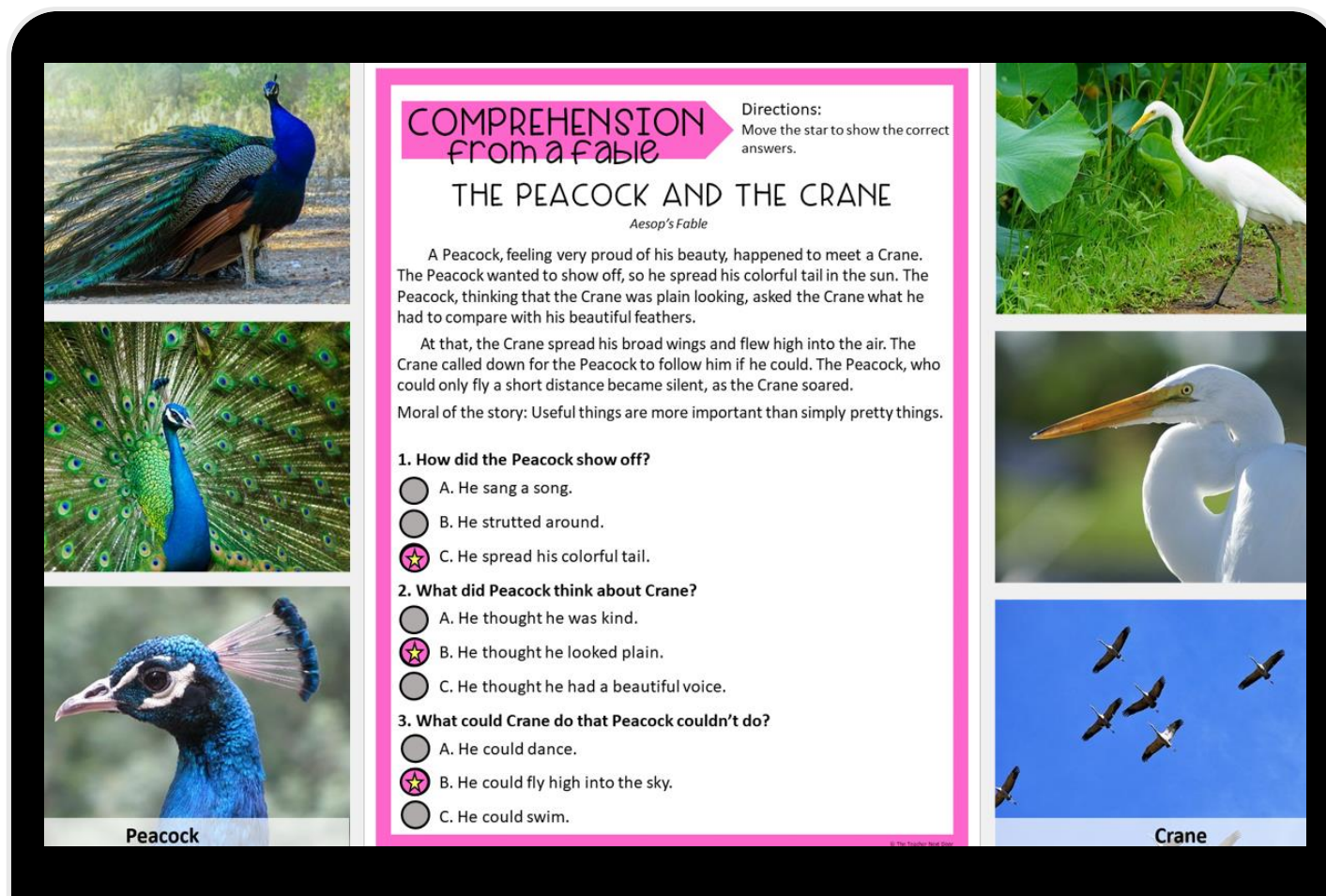
# QUESTIONS FROM THE TEXT

THE TEACHER NEXT DOOR

# DIGITAL FORMAT

DRAG AND DROP – INTERACTIVE  
NO-PREP, EASY TO ASSIGN

JUST CLICK AND SEND! ✨



The screenshot shows a digital worksheet for the fable 'The Peacock and the Crane'. It includes three images of a peacock on the left and three images of a crane on the right. The central text area contains the title, a directions box, the story text, and three multiple-choice questions. The first question is 'How did the Peacock show off?' with options A (He sang a song), B (He strutted around), and C (He spread his colorful tail). The second question is 'What did Peacock think about Crane?' with options A (He thought he was kind), B (He thought he looked plain), and C (He thought he had a beautiful voice). The third question is 'What could Crane do that Peacock couldn't do?' with options A (He could dance), B (He could fly high into the sky), and C (He could swim). The correct answers are marked with a star icon: C for the first question, B for the second, and B for the third.

**COMPREHENSION from a fable**

**THE PEACOCK AND THE CRANE**  
*Aesop's Fable*

Directions: Move the star to show the correct answers.

A Peacock, feeling very proud of his beauty, happened to meet a Crane. The Peacock wanted to show off, so he spread his colorful tail in the sun. The Peacock, thinking that the Crane was plain looking, asked the Crane what he had to compare with his beautiful feathers.

At that, the Crane spread his broad wings and flew high into the air. The Crane called down for the Peacock to follow him if he could. The Peacock, who could only fly a short distance became silent, as the Crane soared.

Moral of the story: Useful things are more important than simply pretty things.

**1. How did the Peacock show off?**

- ☐ A. He sang a song.
- ☐ B. He strutted around.
- ☒ C. He spread his colorful tail.

**2. What did Peacock think about Crane?**

- ☐ A. He thought he was kind.
- ☒ B. He thought he looked plain.
- ☐ C. He thought he had a beautiful voice.

**3. What could Crane do that Peacock couldn't do?**

- ☐ A. He could dance.
- ☒ B. He could fly high into the sky.
- ☐ C. He could swim.



THE TEACHER NEXT DOOR

# TWO PASSAGES

READING SKILL FOCUSED

HIGH-INTEREST STORIES

THAT KEEP STUDENTS ENGAGED!

## THE JACKAL AND THE PEA-HEN

*A Fable from India*

Once there lived a Jackal and a Pea-hen (female peacock) who promised each other that they would be friends forever. Each day, the two companions ate their meals together and chatted happily with one another. The other animals of the forest wondered how long their friendship would last, but they said nothing.

One day, the Pea-hen ate some delicious plums for dinner. The Jackal feasted on a juicy goat and they both ate their meals happily. When they were finished, the Pea-hen bragged to the Jackal that her mother was a fine pea-hen and had taught her never to be wasteful. The Pea-hen said that she was going to plant the plum pits, so that one day they would grow into beautiful trees with plenty of plums to eat.

With that, the Pea-hen stood up and started scratching the ground until the earth was soft. She placed the plum pits into the dirt and covered them gently. Her words though, made the Jackal feel scolded. Since he didn't want to be wasteful, he took the bones from his meal and planted them too.

Each day, the Jackal and the Pea-Hen looked at their gardens. Finally, the Pea-hen's plant grew a green shoot, but the bones did nothing. The Jackal was worried but smiled and told the Pea-hen that bones do take longer to grow. Pea-hen smiled to herself and said it might take them years to grow.



USE FOR  
CENTERS OR  
INDEPENDENT  
WORK


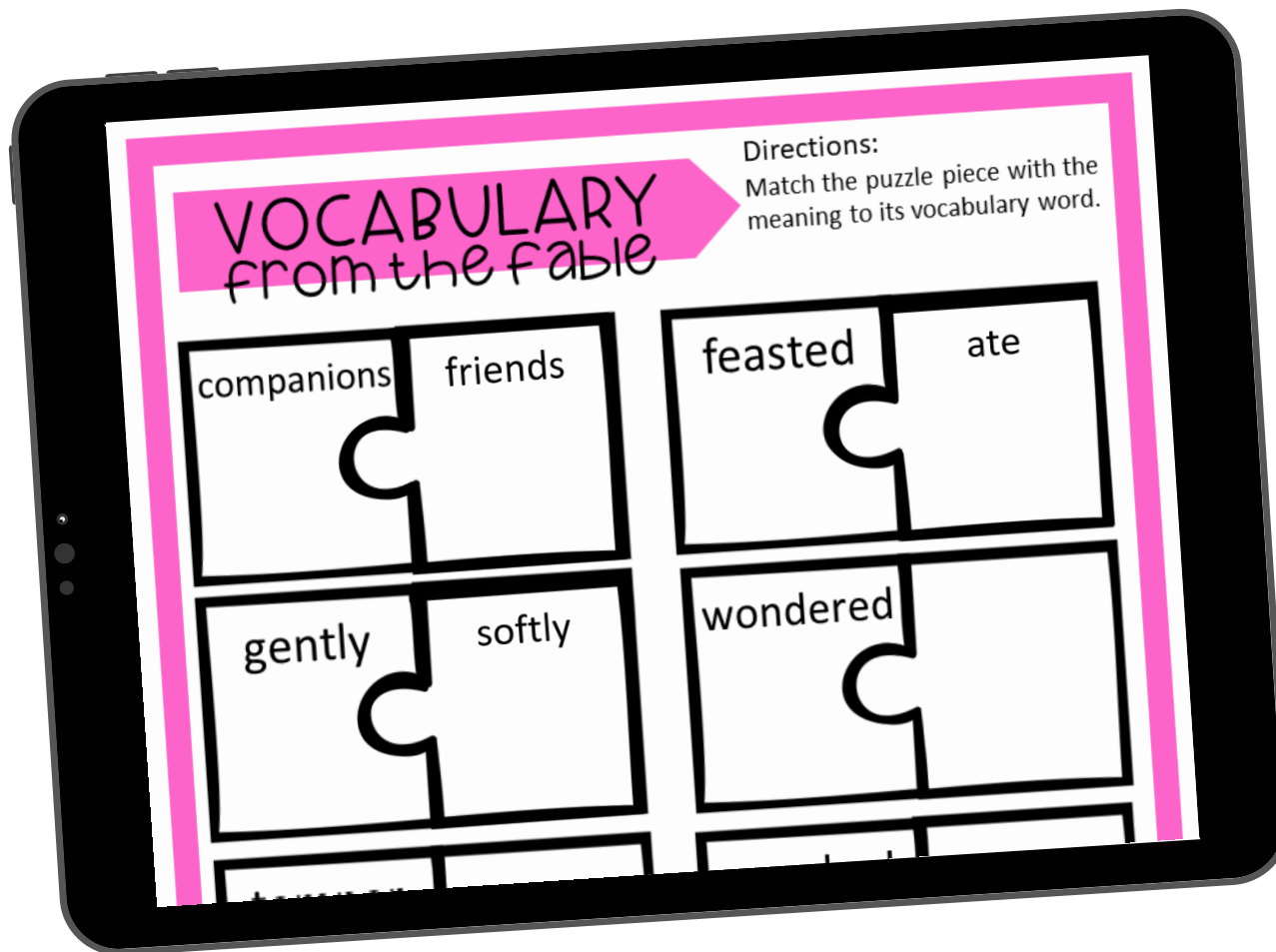


THE TEACHER NEXT DOOR



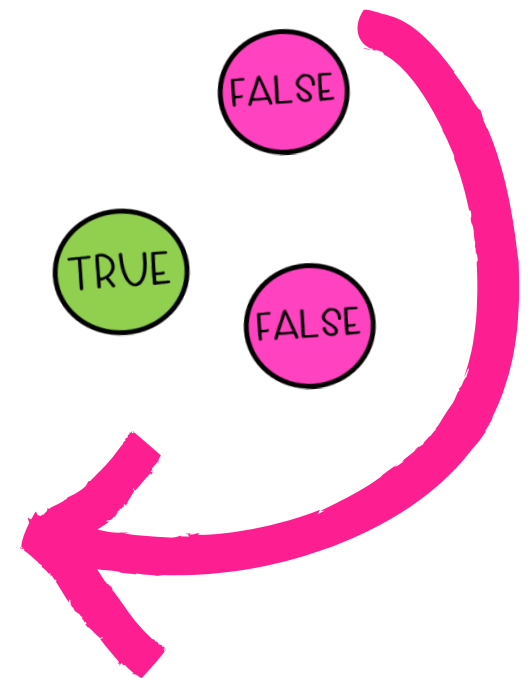
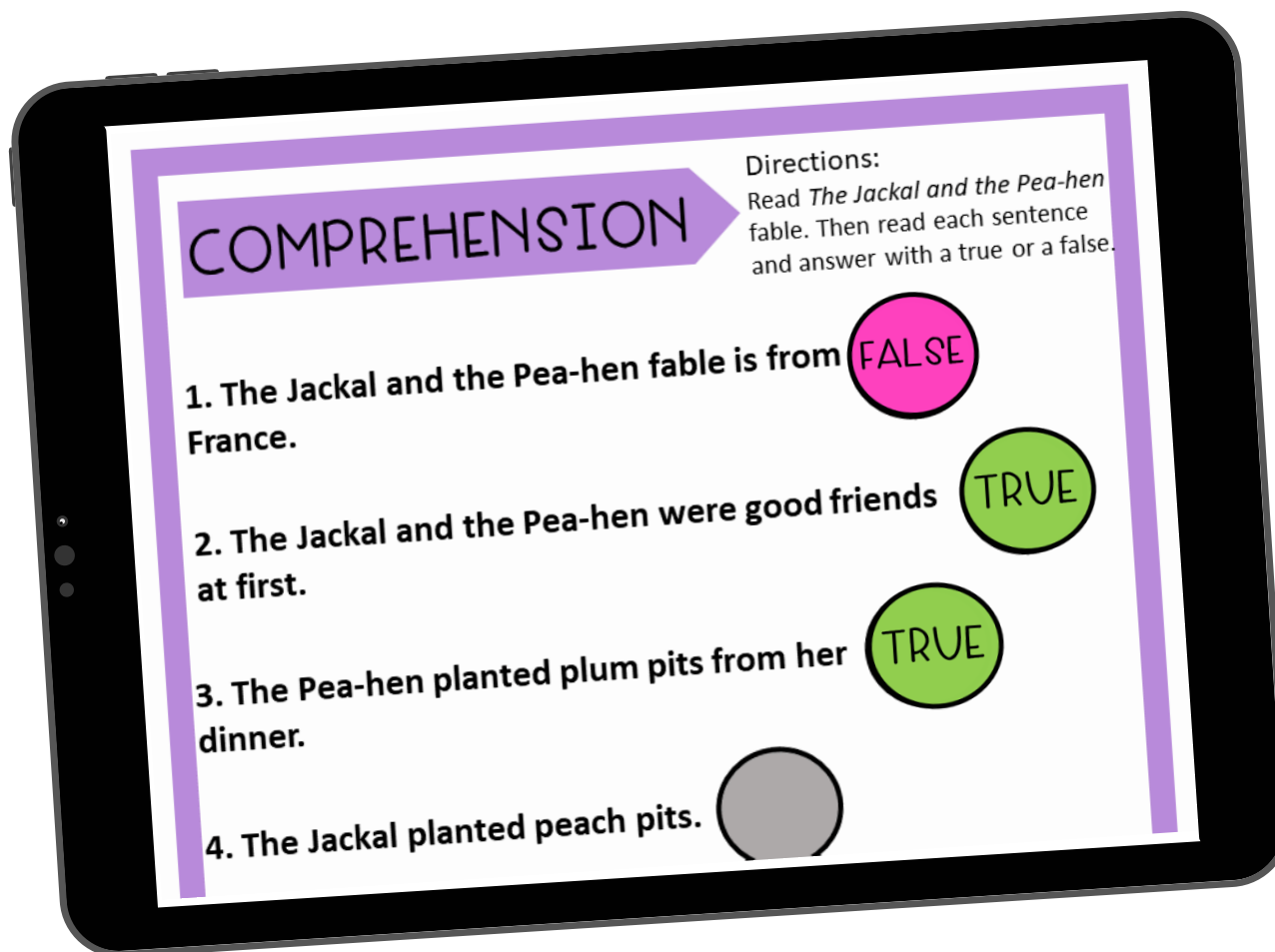
# VOCABULARY

TARGET WORDS IN CONTEXT  
FROM THE PASSAGE  
WITH INTERACTIVE PRACTICE!



# COMPREHENSION

**STUDENTS PRACTICE  
DIGGING INTO THE TEXT  
TO SHOW UNDERSTANDING!**



# SKILLS FOCUSED

## REINFORCE



## “RIGHT THERE” QUESTIONS

### USING A VARIETY OF APPROACHES!

### FACTS from the fable

Directions:  
Read a description from *The Jackal and the Pea-hen* fable.  
Move a jackal or a pea-hen picture (or both) to show the correct answer



1. Who promised to be friends forever?		
2. Who bragged about not being wasteful?		



# ASK THE EXPERTS

**"WORTH EVERY PENNY!  
SO ENGAGING FOR  
STUDENTS!"**

– ELAINE, 3RD GRADE TEACHER

**"MY STUDENTS LOVED  
THE INTERACTIVE PIECE  
TO THIS PRACTICE!"**

– CRYSTAL, 3RD GRADE TEACHER

**"AWESOME RESOURCE!  
PERFECT FOR WHAT I  
NEEDED!"**

– JILL, 3RD GRADE TEACHER

**THE TEACHER NEXT DOOR**

# KNOWLEDGE BUILDERS FAQ

## Which classrooms would benefit from a Digital Reading Questions from the Text Unit like this?

This set of Questions from the Text Knowledge Builders is for you **if your reading curriculum is lacking** when it comes to focused reading skills practice or your students could benefit from more content knowledge. If you'd like to **stop endlessly searching for high-interest reading activities** that align with this reading standard and are looking for **easy-to-use** reading activities, this resource is for you.

## What age is best suited for this Knowledge Builder?

This digital reading unit is **aligned to 3<sup>rd</sup> grade reading standards**. It can also be used with **older students in need of extra practice** and support or for **enrichment for younger students**. Teachers, homeschool educators, and tutors have used the materials successfully.

## How can this resource be used in my classroom?

This resource is **extremely versatile**. Many teachers will use the knowledge builder as part of their weekly literacy stations. You can also use the digital unit for independent work, partner practice, test prep, and for whole-class lessons. Our **best recommendation is to use them for independent or partner work while you meet with small groups to differentiate**.



# WHO IS TTND?

At **The Teacher Next Door**, we know that you strive to be an effective reading teacher while maintaining a healthy work-life balance. In order to do that, you need resources that are impactful yet simple. The problem is that most reading resources and curriculums out there are far from simple. The pages upon pages of daily lesson plans are just plain overwhelming. We believe teachers should be living their lives outside the classroom and not spending hours lesson planning and searching for resources.

Now, more than ever, teachers need space to be themselves, which is why we create and support teachers with time-saving tips and standards-aligned resources.

**We can't wait to help you get started.**

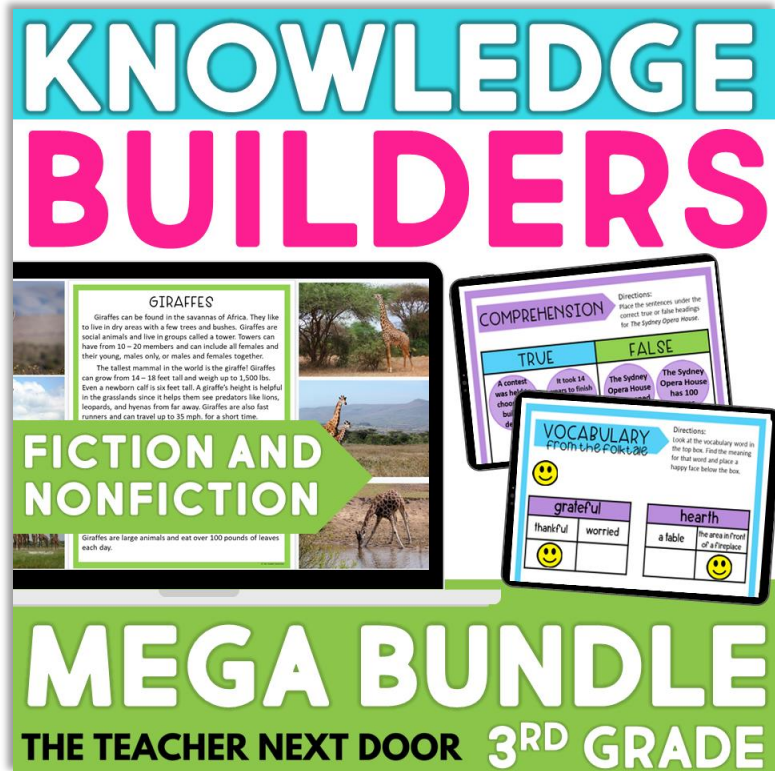
**A NOTE ABOUT OUR CEO AND FOUNDER:** Jenn Larson is the creator and founder of The Teacher Next Door. With over 20 years of experience in the classroom and a Master's Degree in Curriculum and Instruction, Jenn specializes in creating resources for upper elementary students. Her goal is to support teachers by providing ready-to-use resources that target standards and help students grow in amazing ways.

**REACH OUT AT: [contact@the-teacher-next-door.com](mailto:contact@the-teacher-next-door.com)**



**THE TEACHER  
NEXT DOOR**

# TAKE BACK YOUR TEACHER TIME!



**BUY NOW**



**NO MORE HOURS OF LESSON PLANNING!**  
**YOUR FUTURE TEACHER-SELF WILL**  
**THANK YOU, YEAR AFTER YEAR.**

**THE TEACHER NEXT DOOR**