

KNOWLEDGE BUILDERS

ORCAS

Blow Hole, Eye Patch, Melon, Eye, Ear, Throat Patch, Dorsal Fin, Dorsal Ridge, Dorsal Patch, Tail Flukes, Fluke Patch, Side Patch, Pectoral Fin (Flipper)

Orcas are found in all oceans around the world. They can live in a variety of temperatures but prefer the cold waters of the Arctic and the Antarctic. Orcas are **social** mammals. They live and hunt in groups called **pods** with up to 15 members. Orcas use sound waves that bounce off objects. These sound waves let them know where prey can be found and its size. Orcas also hunt in groups. They eat mammals like other whales, seals, or sea lions. They also eat fish (including sharks), squid, octopus, penguins, and sea turtles.

Orca "Breaching"

3RD GRADE NONFICTION

COMPREHENSION

Directions: Read *Orcas*. Place the sentences under the correct true or false headings.

| TRUE | FALSE |
|-----------------------------------|----------------------------------|
| Orcas use their flippers to turn. | Orcas are the length of a train. |
| Orcas live in pods. | |

TEXT FEATURES

Directions: Look at the *Humpback Whales* text. Match the correct answer to each question. Not all pieces will be used.

| QUESTION | ANSWER |
|---|--------------|
| 1. What is the name of the box in the bottom right? | Table |
| 2. What is the drawing of the whale called? | Illustration |
| 3. What are the words below the whale drawing called? | |
| 4. Which text feature is the title? | |

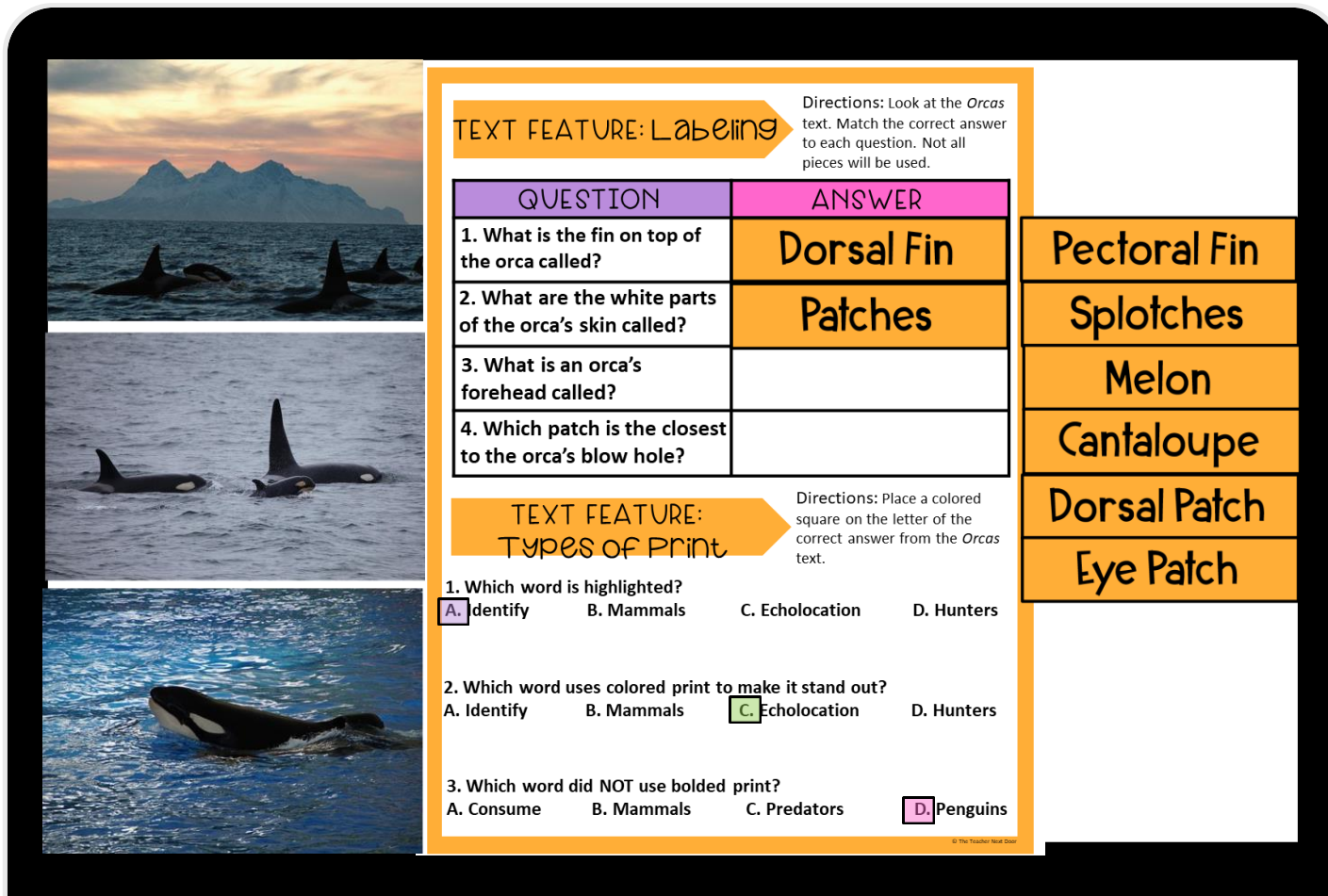
TEXT FEATURES

THE TEACHER NEXT DOOR

DIGITAL FORMAT

DRAG AND DROP – INTERACTIVE
NO-PREP, EASY TO ASSIGN

JUST CLICK AND SEND! 



TEXT FEATURE: Labeling

Directions: Look at the *Orcas* text. Match the correct answer to each question. Not all pieces will be used.

| QUESTION | ANSWER |
|--|------------|
| 1. What is the fin on top of the orca called? | Dorsal Fin |
| 2. What are the white parts of the orca's skin called? | Patches |
| 3. What is an orca's forehead called? | |
| 4. Which patch is the closest to the orca's blow hole? | |

TEXT FEATURE: Types of Print

Directions: Place a colored square on the letter of the correct answer from the *Orcas* text.

1. Which word is highlighted?
☒ A. Identify B. Mammals C. Echolocation D. Hunters

2. Which word uses colored print to make it stand out?
A. Identify B. Mammals ☒ C. Echolocation D. Hunters

3. Which word did NOT use bolded print?
A. Consume B. Mammals C. Predators ☒ D. Penguins

Answer Bank:

- Pectoral Fin
- Spotches
- Melon
- Cantaloupe
- Dorsal Patch
- Eye Patch







TWO PASSAGES

READING SKILL FOCUSED

HIGH-INTEREST STORIES

THAT KEEP STUDENTS ENGAGED!



HUMPBACK WHALES

Humpback whales may be found in all oceans of the world. Most of them stay in cooler waters for the summer feeding season. In the winter, they **migrate** to warmer waters near the **equator**. Humpback whales travel alone or live in small groups of two or three whales, called **pods**.


These large mammals are called *baleen whales*. Other baleen whales include the blue whale, the fin whale, the gray whale, and the bowhead whale. Baleen whales do not have teeth but have hundreds of baleen plates. The plates are about two and a half feet long and are made of the same material as your nails or hair. To eat, a baleen whale takes in a large mouthful of sea water. When the whale pushes the water out, the food is trapped behind the baleen plates.

Humpback whales eat krill, plankton, anchovies, sardines, and other small fish. They catch food in several ways. One way is to swim through a school of fish with their mouths open. Another way is to use their **blowholes** to make a ring of bubbles. When fish are surrounded by the bubble "net", the whales swim through and eat the fish.

Humpbacks can grow to 60 feet long and weigh 40 tons. The females are larger than the males. Humpbacks are gray or black on their upper sides and are lighter underneath. They have bumps on their head and their bellies have lines. Humpbacks have unique colors and patterns on the undersides of their **tail flukes**. They also have large flippers.


For more humpback whale information:
<https://www.natgeokids.com/uk/discover/animals/sea-life/humpback-song/>

| Humpback Whales | |
|-----------------|---------|
| Length | 60 feet |
| Weight | 40 tons |
| Flipper Length | 16 feet |
| Tail Width | 18 feet |



Humpback whales have large flippers.

© The Teacher Next Door



Feeding (Baleen)

Plates


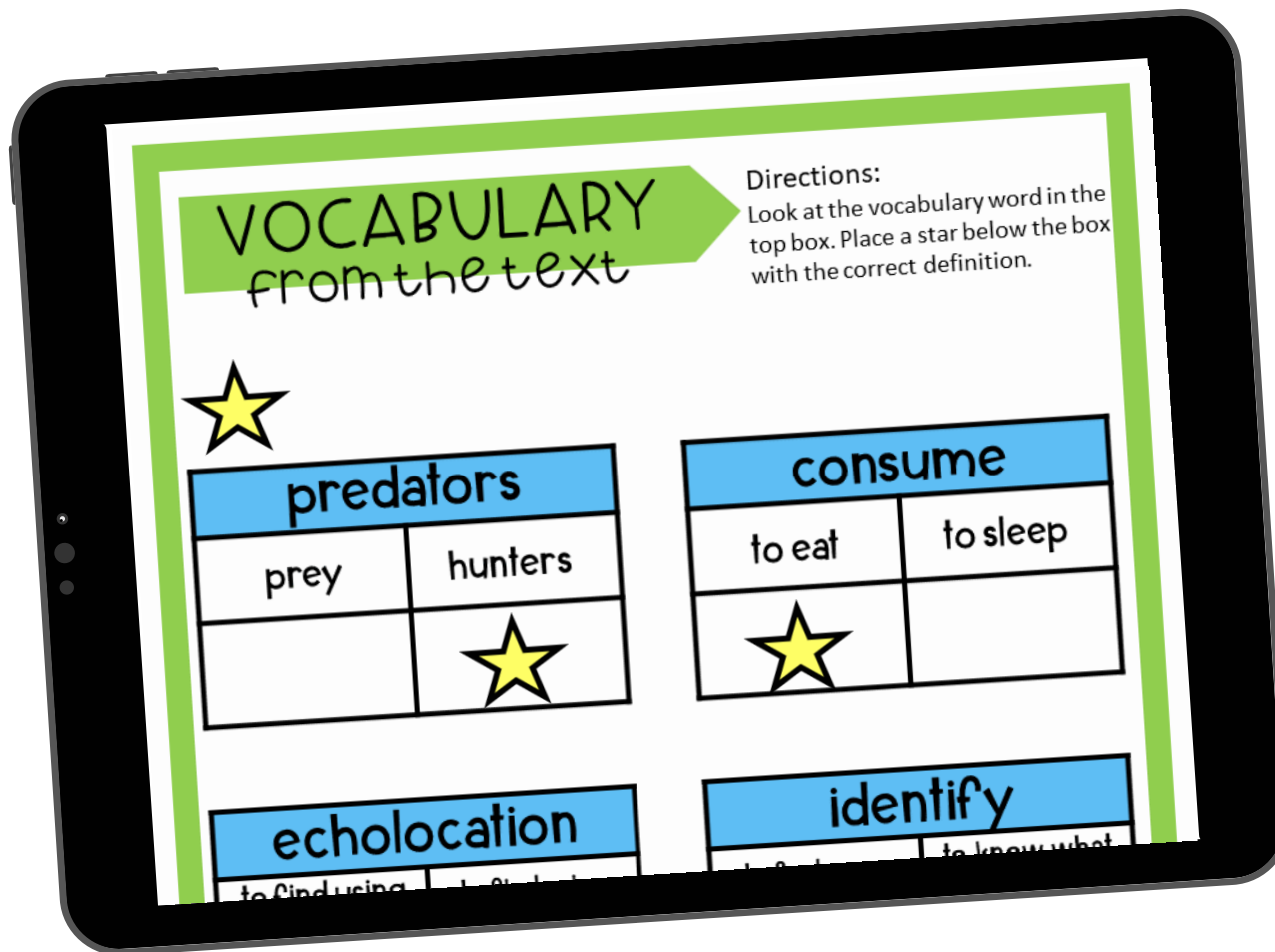
USE FOR
CENTERS OR
INDEPENDENT
WORK



THE TEACHER NEXT DOOR

VOCABULARY

TARGET WORDS IN CONTEXT
FROM THE PASSAGE
WITH INTERACTIVE PRACTICE!



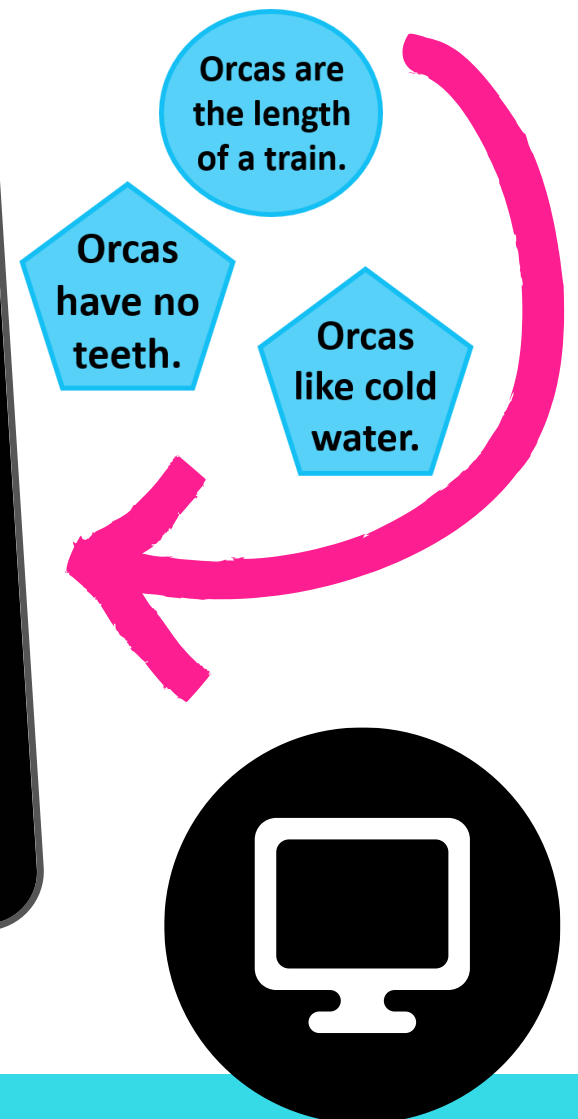
COMPREHENSION

**STUDENTS PRACTICE
DIGGING INTO THE TEXT
TO SHOW UNDERSTANDING!**

COMPREHENSION

Directions: Read *Orcas*. Place the sentences under the correct true or false headings.

| TRUE | FALSE |
|--|--|
| <ul style="list-style-type: none">Orcas use their flippers to turn and stop.Orcas live in pods.Orcas can use echolocation. | <ul style="list-style-type: none">Orcas only live in the Pacific Ocean.Orcas eat 10 – 30 lbs. of food each day. |



SKILLS FOCUSED

REINFORCE TEXT FEATURES

USING A VARIETY OF APPROACHES!

MORE TEXT FEATURES

Directions:
Circle the correct answer.

| Table of Contents | |
|----------------------|---------|
| 1. Whales | Page 4 |
| 2. Sharks | Page 8 |
| 3. Seals | Page 13 |
| 4. Sea Turtles | Page 17 |
| 5. Sea Otters | Page 21 |

1. How many chapters are in this book?
A. 21 ☒ B. 5 C. 2 D. 13

2. On which page would you find sea turtles?
A. 4 B. 8 ☒ C. 17 D. 13

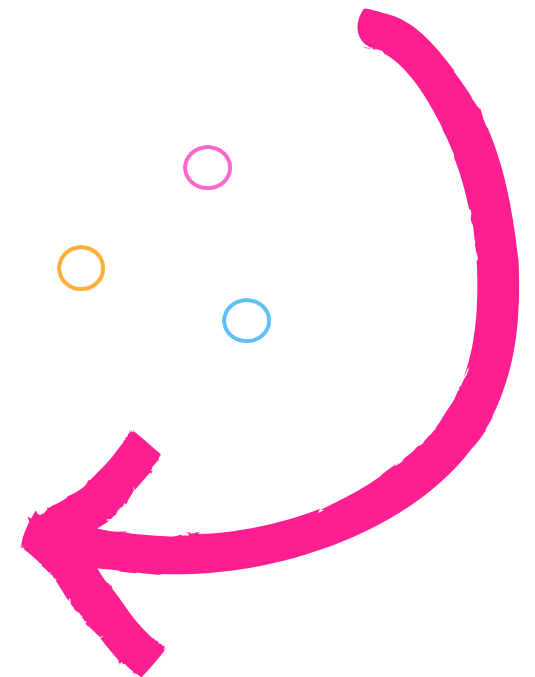

3. What is the title of the second chapter?
A. Whales B. Seals C. Sea Otters D. Sharks

| Index | |
|--------------|-----------|
| B | |
| Baleen | 3, 25, 71 |
| Beluga Whale | 19 |
| Breathe | 7, 58 |

4. What is the subject of this index?
A. Rainforest B. Reptiles C. Whales D. Squid

Beluga Whale

Sea Turtle



ASK THE EXPERTS

**"LOVED IT! JUST WHAT
MY STUDENTS NEEDED!"**

– REBECCA, 3RD GRADE TEACHER

**"PERFECTLY ALIGNED
AND GRADE LEVEL
APPROPRIATE!"**

– HANNAH, 3RD GRADE TEACHER

**"ENGAGING FOR MY
STUDENTS AND EASY TO
USE FOR THE TEACHER!"**

– APRIL, 3RD GRADE SPED TEACHER

THE TEACHER NEXT DOOR

KNOWLEDGE BUILDERS FAQ

Which classrooms would benefit from a Digital Text Features Unit like this?

This set of Informational Text Features Knowledge Builders is for you **if your reading curriculum is lacking** when it comes to focused reading skills practice or your students could benefit from more content knowledge. If you'd like to **stop endlessly searching for high-interest reading activities** that align with this reading standard and are looking for **easy-to-use** reading activities, this resource is for you.

What age is best suited for this Knowledge Builder?

This digital reading unit is **aligned to 3rd grade reading standards**. It can also be used with **older students in need of extra practice** and support or for **enrichment for younger students**. Teachers, homeschool educators, and tutors have used the materials successfully.

How can this resource be used in my classroom?

This resource is **extremely versatile**. Many teachers will use the knowledge builder as part of their weekly literacy stations. You can also use the digital unit for independent work, partner practice, test prep, and for whole-class lessons. Our **best recommendation is to use them for independent or partner work while you meet with small groups to differentiate**.

WHO IS TTND?

At **The Teacher Next Door**, we know that you strive to be an effective reading teacher while maintaining a healthy work-life balance. In order to do that, you need resources that are impactful yet simple. The problem is that most reading resources and curriculums out there are far from simple. The pages upon pages of daily lesson plans are just plain overwhelming. We believe teachers should be living their lives outside the classroom and not spending hours lesson planning and searching for resources.

Now, more than ever, teachers need space to be themselves, which is why we create and support teachers with time-saving tips and standards-aligned resources.

We can't wait to help you get started.

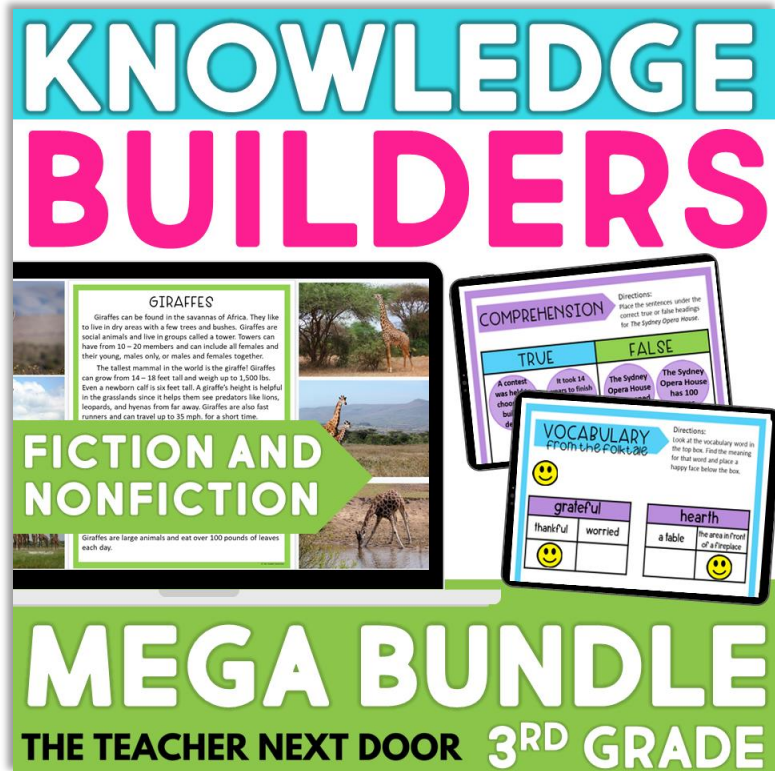
A NOTE ABOUT OUR CEO AND FOUNDER: Jenn Larson is the creator and founder of The Teacher Next Door. With over 20 years of experience in the classroom and a Master's Degree in Curriculum and Instruction, Jenn specializes in creating resources for upper elementary students. Her goal is to support teachers by providing ready-to-use resources that target standards and help students grow in amazing ways.

REACH OUT AT: contact@the-teacher-next-door.com



**THE TEACHER
NEXT DOOR**

TAKE BACK YOUR TEACHER TIME!



BUY NOW



NO MORE HOURS OF LESSON PLANNING!
YOUR FUTURE TEACHER-SELF WILL
THANK YOU, YEAR AFTER YEAR.

THE TEACHER NEXT DOOR