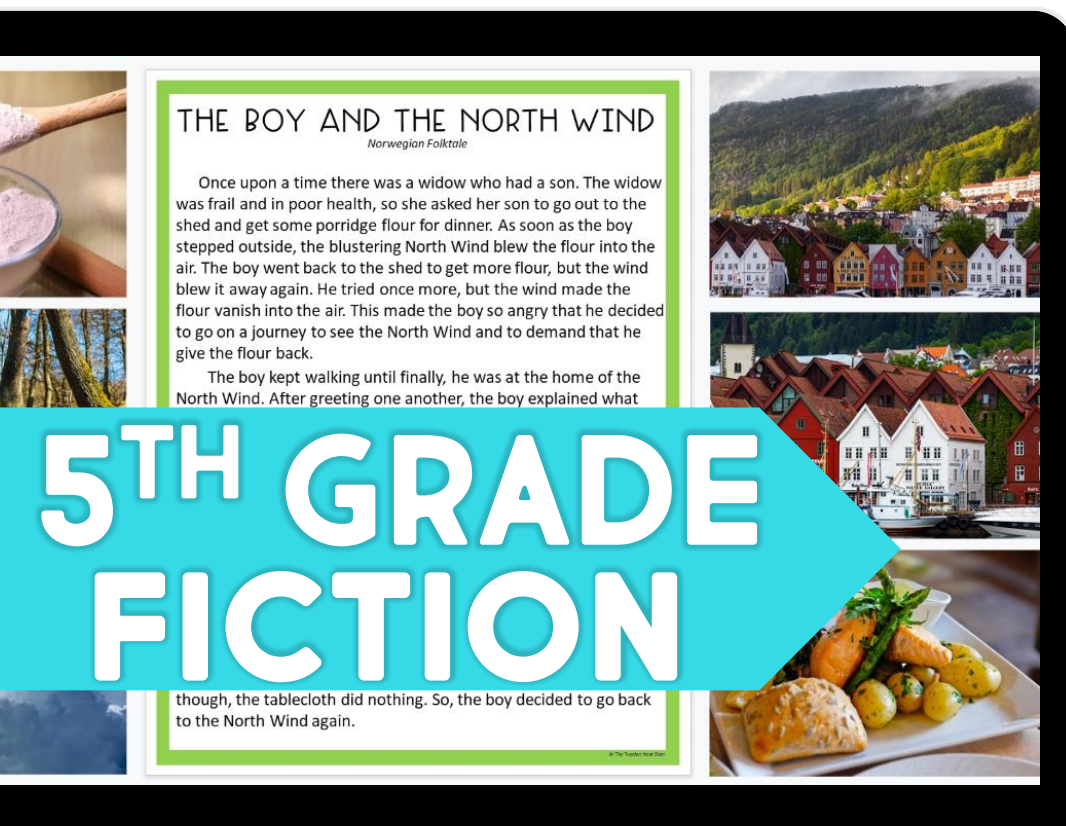


# KNOWLEDGE BUILDERS



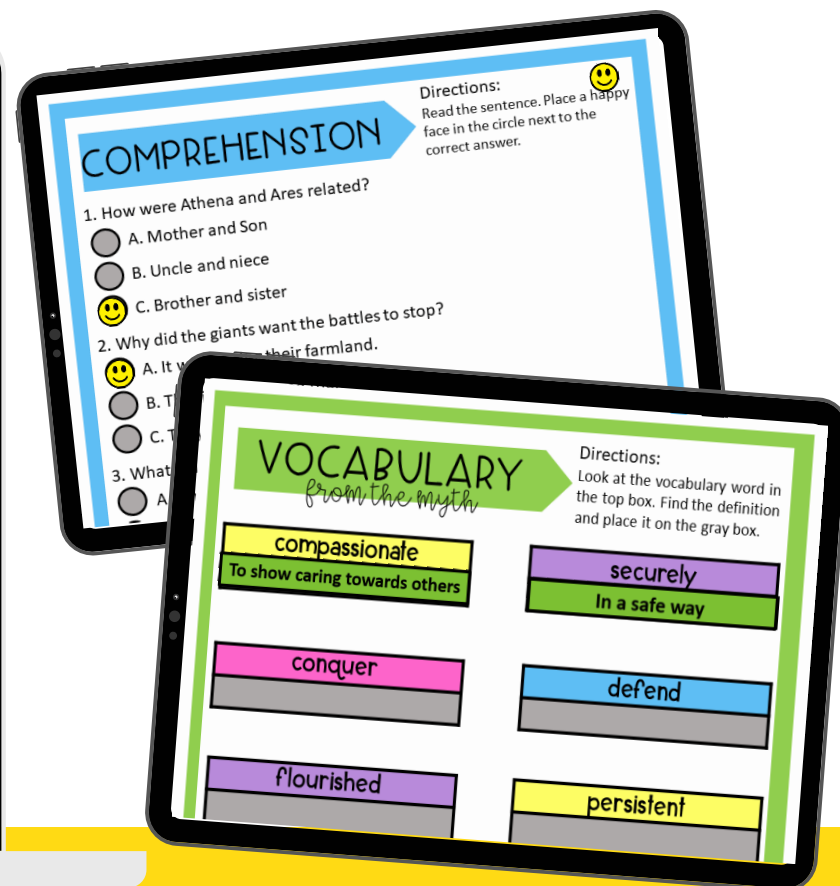
**THE BOY AND THE NORTH WIND**  
*Norwegian Folklore*

Once upon a time there was a widow who had a son. The widow was frail and in poor health, so she asked her son to go out to the shed and get some porridge flour for dinner. As soon as the boy stepped outside, the blustering North Wind blew the flour into the air. The boy went back to the shed to get more flour, but the wind blew it away again. He tried once more, but the wind made the flour vanish into the air. This made the boy so angry that he decided to go on a journey to see the North Wind and to demand that he give the flour back.

The boy kept walking until finally, he was at the home of the North Wind. After greeting one another, the boy explained what

though, the tablecloth did nothing. So, the boy decided to go back to the North Wind again.

## 5TH GRADE FICTION



**COMPREHENSION**

Directions: Read the sentence. Place a happy face in the circle next to the correct answer.

- How were Athena and Ares related?  
☐ A. Mother and Son  
☐ B. Uncle and niece  
☒ C. Brother and sister
- Why did the giants want the battles to stop?  
☒ A. It was their farmland.  
☐ B. T  
☐ C. T
- What  
☐ A

**VOCABULARY**  
*from the myth*

Directions: Look at the vocabulary word in the top box. Find the definition and place it on the gray box.

compassionate To show caring towards others	securely In a safe way
conquer	defend
flourished	persistent

# THEME

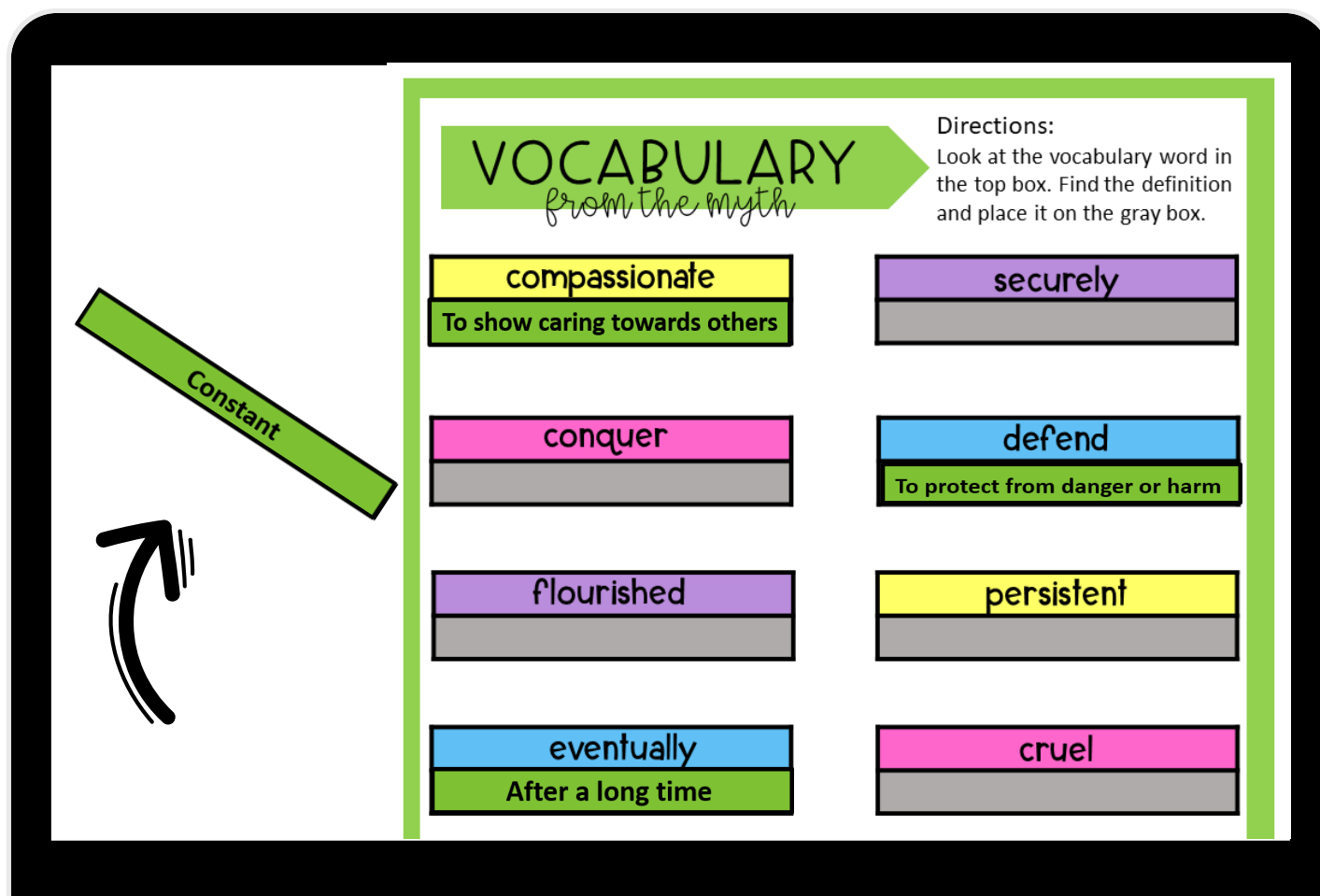
THE TEACHER NEXT DOOR

# DIGITAL FORMAT

DRAG AND DROP – INTERACTIVE

NO-PREP, EASY TO ASSIGN

JUST CLICK AND SEND! 



The screenshot shows a digital interface for a vocabulary activity. On the left, a green box labeled "Constant" is being dragged towards a central area. The central area is titled "VOCABULARY" with the subtitle "from the myth". It contains a grid of eight boxes, each with a word and a definition. The words are: compassionate, securely, conquer, defend, flourished, persistent, eventually, and cruel. The definitions are: "To show caring towards others", "To protect from danger or harm", and "After a long time". The interface is designed for a drag-and-drop activity where students match words to their definitions.

**VOCABULARY**  
*from the myth*

Directions:  
Look at the vocabulary word in the top box. Find the definition and place it on the gray box.

compassionate To show caring towards others	securely
conquer	defend To protect from danger or harm
flourished	persistent
eventually After a long time	cruel



# PASSAGES, POEMS, DRAMA

## READING SKILL FOCUSED

## HIGH-INTEREST STORIES

## THAT KEEP STUDENTS ENGAGED!



Page 2

### THE BOY AND THE NORTH WIND

*Norwegian Folktale*

Once the boy reached the North Wind, he told him about the tablecloth and said he would still like his flour back. The North Wind didn't have any flour but offered him a ram that gave gold coins instead. All he had to say was "Ram, ram, make money!" and it would give him a handful of gold coins. The boy had a long trip home, so he went to the inn again. As he had no money, the boy asked the ram for gold coins, and the innkeeper saw that the ram was magical. That night, the innkeeper stole the ram and replaced it with an ordinary ram. The next day at his home, the boy showed his mother the ram, but it couldn't make any gold coins for him. So, there was nothing to do but to visit the North Wind again.

When the boy finally arrived at the North Wind's home, the boy told him that the ram was worthless but that he still wanted his flour. The North Wind had no flour but did have an old stick, sitting in the corner. The North Wind told the boy to say, "My stick, strike!" to make the stick hit someone, and "My stick, stop!" to make it stop.

As the boy walked towards the inn, he realized what had happened to the tablecloth and the ram. This time, when it was time to sleep at the inn, the boy only pretended to be asleep. The innkeeper hadn't seen the stick work, but knew it must be valuable. As soon as the innkeeper found a replacement stick, he crept into the boy's room and grabbed the magical stick. The boy yelled "My stick, strike!" and the stick started hitting the innkeeper, so that he jumped over chairs and tables to escape. The innkeeper asked the boy to make it stop and promised to give him back the tablecloth and the ram. So, the boy said the magic words and the stick stopped. Then he walked home with the tablecloth, the ram, and the stick.


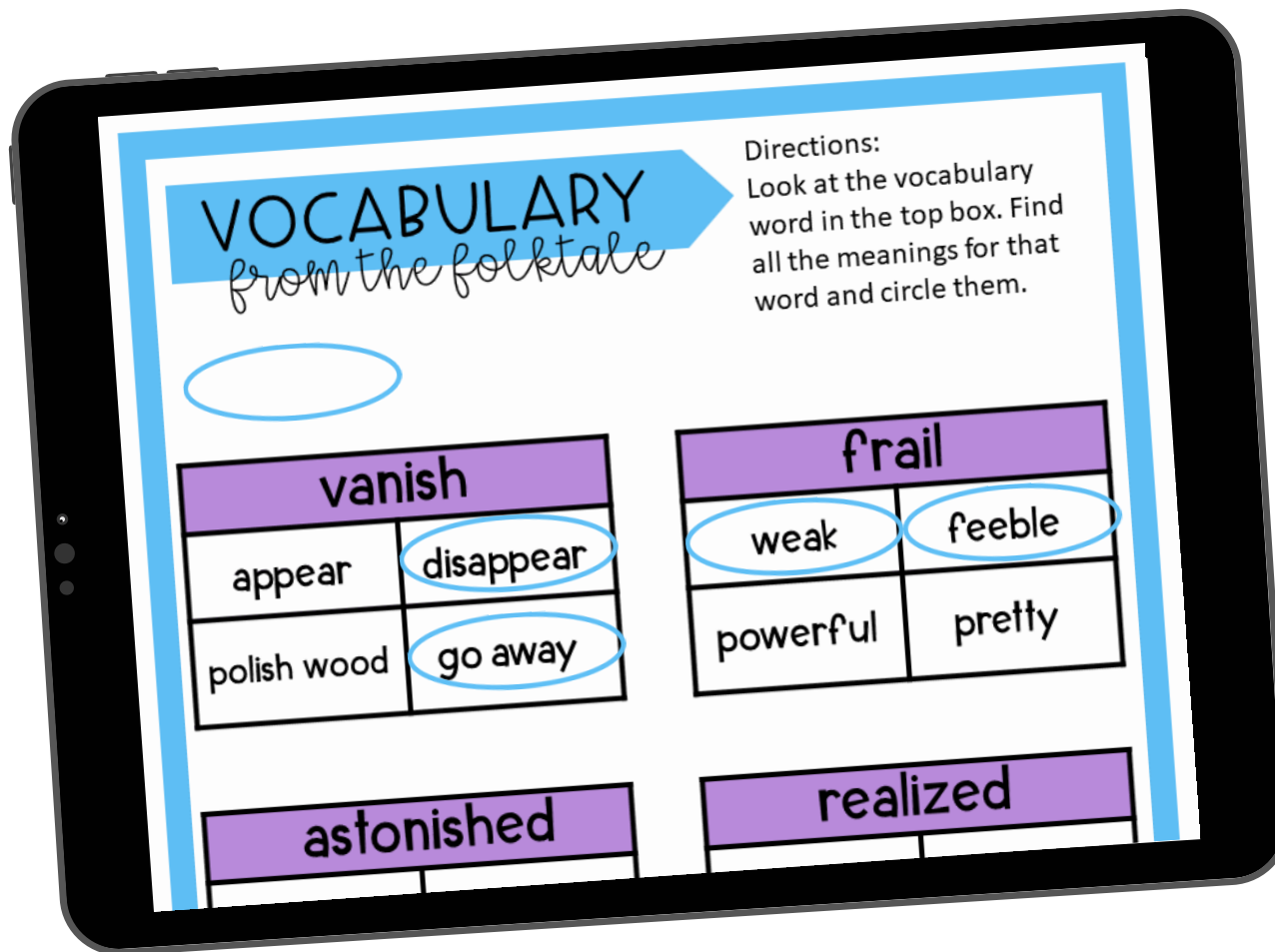


USE FOR  
CENTERS OR  
INDEPENDENT  
WORK



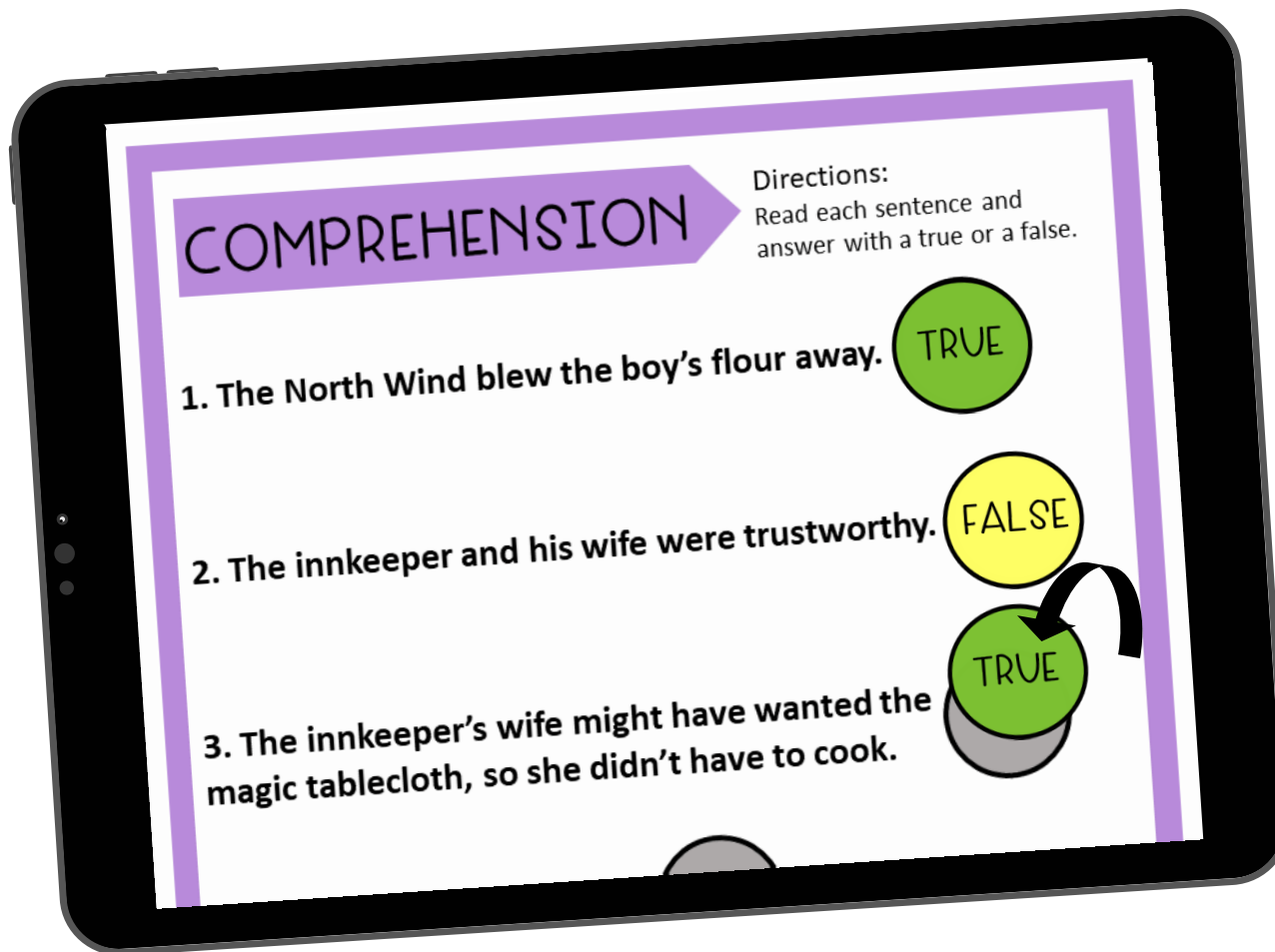
# VOCABULARY

TARGET WORDS IN CONTEXT  
FROM THE PASSAGE  
WITH INTERACTIVE PRACTICE!



# COMPREHENSION

**STUDENTS PRACTICE  
DIGGING INTO THE TEXT  
TO SHOW UNDERSTANDING!**





# SKILLS FOCUSED

## REINFORCE THE

## CONCEPT OF THEME

## USING A VARIETY OF APPROACHES!



The screenshot shows a digital worksheet with two sections. The top section is titled 'THEME of the folktale' and includes a table for identifying themes. The bottom section is titled 'THEME of a poem' and includes a poem about trees with two empty circles for marking answers.

**THEME of the folktale**

Directions: Read the two themes and place each under the correct heading for *The Boy and the North Wind*.

POSSIBLE THEME	NOT A THEME FOR THIS STORY
	Friendship
Perseverance	

**THEME of a poem**


Directions: Read the poem and circle the answers.

**TREES**  
By Jenn Larson

Here's to the trees, their trunks and their leaves,  
Their shade and their beauty, a home for the bees.  
A place to climb on a hot summer day,  
Imagining castles or ships in the bay.

Here's to the trees, for cleaning the air,  
For giving us food, like apples and pears.  
With leaves that bring color and change in the fall,  
We're thankful for trees, the big and the small.

1. What is the poem's theme?



# ASK THE EXPERTS

**"EASY TO USE AND HAD  
MY STUDENTS ENGAGED."**

– KIMBERLY, 5TH GRADE TEACHER

**"WE ARE USING THIS FOR  
TEST PREP!  
VERY USEFUL."**

– MARCI, 5TH GRADE TEACHER

**"THIS IS A GREAT RESOURCE.  
STUDENTS WERE ENGAGED, AND  
IT TAUGHT THE STANDARD!"**

– BROOKE, 5TH GRADE TEACHER

**THE TEACHER NEXT DOOR**

# KNOWLEDGE BUILDERS FAQ

## Which classrooms would benefit from a Digital Reading Theme Unit like this?

This set of Theme Knowledge Builders is for you **if your reading curriculum is lacking** when it comes to focused reading skills practice or your students could benefit from more content knowledge. If you'd like to **stop endlessly searching for high-interest activities** that align with this reading standard and are looking for **easy-to-use** reading activities, this resource is for you.

## What age is best suited for this Knowledge Builder?

This digital reading unit is **aligned to 5th grade reading standards**. It can also be used with **older students in need of extra practice** and support or for **enrichment for younger students**. Teachers, homeschool educators, and tutors have used the materials successfully.

## How can this resource be used in my classroom?

This resource is **extremely versatile**. Many teachers will use the knowledge builder as part of their weekly literacy stations. You can also use the digital unit for independent work, partner practice, test prep, and for whole-class lessons. Our **best recommendation is to use them for independent or partner work while you meet with small groups to differentiate**.



# WHO IS TTND?

At **The Teacher Next Door**, we know that you strive to be an effective reading teacher while maintaining a healthy work-life balance. In order to do that, you need resources that are impactful yet simple. The problem is that most reading resources and curriculums out there are far from simple. The pages upon pages of daily lesson plans are just plain overwhelming. We believe teachers should be living their lives outside the classroom and not spending hours lesson planning and searching for resources.

Now, more than ever, teachers need space to be themselves, which is why we create and support teachers with time-saving tips and standards-aligned resources.

**We can't wait to help you get started.**

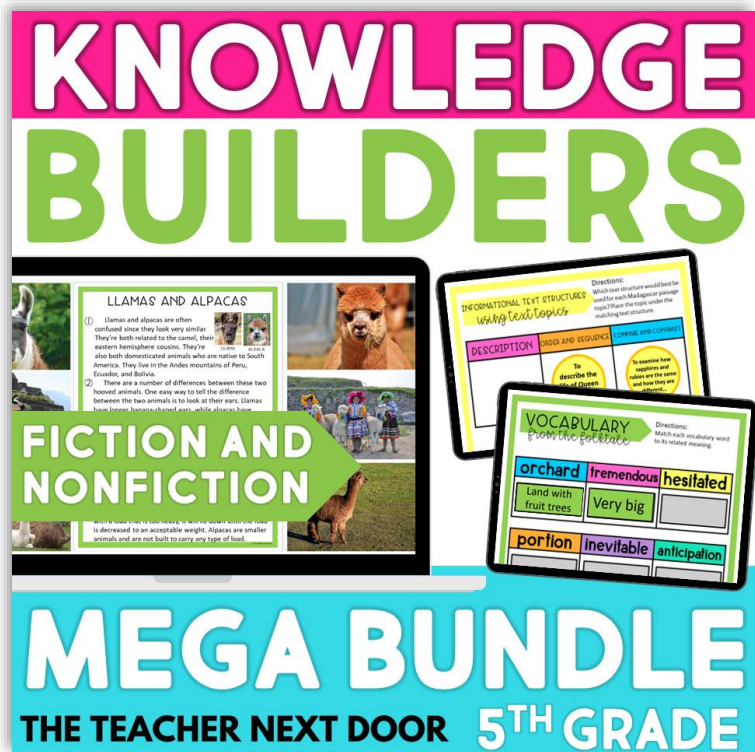
**A NOTE ABOUT OUR CEO AND FOUNDER:** Jenn Larson is the creator and founder of The Teacher Next Door. With over 20 years of experience in the classroom and a Master's Degree in Curriculum and Instruction, Jenn specializes in creating resources for upper elementary students. Her goal is to support teachers by providing ready-to-use resources that target standards and help students grow in amazing ways.

**REACH OUT AT: [contact@the-teacher-next-door.com](mailto:contact@the-teacher-next-door.com)**



**THE TEACHER  
NEXT DOOR**

# TAKE BACK YOUR TEACHER TIME!



**BUY NOW**



**NO MORE HOURS OF LESSON PLANNING!**  
**YOUR FUTURE TEACHER-SELF WILL**  
**THANK YOU, YEAR AFTER YEAR.**

**THE TEACHER NEXT DOOR**