

STATE REPORT

SAMPLE REPORT, 100% EDITABLE DIRECTIONS AND RUBRIC



4TH – 5TH GRADES
THE TEACHER NEXT DOOR

AN ORGANIZED RESEARCH PROJECT

Editable Project Directions

STATE REPORT directions

Topic Pages:

Each topic should be on a separate page on copy type paper. A cover page, a map, and pictures (hand drawn or printed), graphs, and drawings. You must label any maps/charts or pictures. It must be neat and organized. Correct spelling and punctuation. No CRUMPLED, CHOCOLATE, or FOLDING.

You may complete these in an alternative format, but you need to place the pages in the binder in the top with the titles below:

1. State Flag
2. State's Name (How the State Got Its Name and the State Nickname)
3. Statehood History
4. State Bird
5. State Flower
6. State Seal
7. Physical Features (What types of land, water, and climate)
8. Agriculture
9. Natural Resources or Manufacturing
10. Places of Interest (tourist attractions)
11. Weather
12. National Parks (or National Monuments)
13. Famous People (from your State)
14. State Trivia (unusual/interesting facts)

***15. Optional Extra Credit Page: This may be a quarter/license plate/rock/plants/Native American artifacts.

Bibliography:

At the end of the report, you need to include at least three sources, but more is better. Sources can be from the book, internet sites (printed, not cursive), or an encyclopedia.

STATE REPORT directions

Oral Presentation Guidelines for _____:

- Tell the name of your state and its nickname.
- Tell the number of your state (e.g. the 32nd) and when your state was added to the Union.
- Show the State Flag, and explain the meaning and importance of its symbols.
- Tell the five best things about your state (your choice).

1. Make sure your presentation is 1 - 3 minutes long.
2. Use a strong voice and good eye contact.
3. You may use note cards for reference, but DO NOT READ to the class. Presentations should be memorized.

State Report Details:

Cover: Use a white sheet of copy paper. We'll glue this to a colored piece of construction paper cover at school.

1. At the top of your page write the name of your state (be creative with lettering if you'd like!).
2. At the bottom of your cover, in the middle, write your first and last name. Underneath this, write the date.
3. In the center of the cover, you need a map of your state. This should be hand drawn and not computer copied/printed.

Your map should include the following:

- Capital (marked with a star)
- Major rivers/mountains/forests/deserts/valleys/canyons...
- Important/well-known cities
- One or two points of interest (historical or recreational places)

STATE REPORT directions

Name: _____

One of our great 50 states and write a report about it! The report is due at school and at home, so ALWAYS keep notes in your binder in case you NEVER leave them at home!

The work you do is written using your own thoughts and words. You may use information from books or the internet! I want to read an original report, not a copied report from sources that you use! You may write in your own words, but your report should be student created and not parent created. Help you by checking for spelling, punctuation and "flow" but not sentences.

Parts, a written report and an oral presentation. You will be presenting in social studies for the entire project.

Due dates:

Use the due date schedule below so you are not late. The report for the final due date. Completion of the report is due on a separate due date to encourage you to stay on track.

Items are due

Cover Completed and Cover

Items Completed (Total of 6)

Items Completed (Total of 10)

Items Completed (Total of 14), and

Items Completed

© The Teacher Next Door

Editable Rubric



STATE REPORT RUBRIC

Name: _____

Social Studies:

Cover (all items included, map well labeled)
Topic Pages Complete (content and photos)

1. State Flag _____/10
2. How the State Got Its Name and the State Nickname _____/5
3. Statehood History _____/5
4. State Bird _____/5
5. State Flower _____/5
6. State Seal _____/5
7. Physical Features _____/5
8. Agriculture _____/5
9. Natural Resources or Manufacturing _____/5
10. Places of Interest _____/5
11. Weather _____/5
12. National Parks _____/5
13. Famous People from Your State _____/5
14. State Trivia _____/5

Extra Credit Page (optional) _____/5

Bibliography (at least 3 sources and complete) _____/5

Neatness (writing, clean pages, not crumpled/torn) _____/5

Overall Effort Shown _____/10

Total Social Studies Grade: _____/100

Writing:

Punctuation _____/10

Capitals and periods _____/10

Spelling _____/10

Complete sentences without missing words _____/10

Overall quality of writing (content, format and flow) _____/10

Neatness (writing, clean pages, not crumpled/torn) _____/10

Total Writing Grade: _____/100

© The Teacher Next Door

Perfect to:

- Customize to meet your needs
- Save time!

INCLUDES A DIGITAL FORMAT

Google Slides™ for:

- List of States
- Research Notes
- Report Pages



WORKS WELL FOR:

- Whole Class Lessons
- Independent Work

NO PREP Digital!

THE TEACHER NEXT DOOR

EVERYTHING YOU NEED IS HERE!

- Example Report
- Student Directions
- List of States
- Research Pages
and Writing Pages
- Detailed Teacher
Notes



Works well for:

- Technology Time
- Independent Work
- Open House Display

state report BIBLIOGRAPHY

state report RESEARCH NOTES

state report RESEARCH NOTES

state report RESEARCH NOTES

state report RESEARCH NOTES

state report RESEARCH NOTES

My State = _____ Name: _____

All Research Notes are due on: _____

1. State Flag

STATE TRIVIA

PLACES OF INTEREST

STATE BIRD

STATE FLAG

TEACHERS ARE SAYING THIS:

I have assigned a state report to my fifth graders every year for over 30 years. I needed a fresh approach, and I have gotten one with this resource! Thank you for motivating me to dive into the 50 states with my class! They will benefit from the variety of activities that are in this resource. (Becky G.)

This was exactly what I was looking for and I didn't have to spend hours creating it. Love the sample project and all the research writing prompts. Just awesome!!! (Amy W.)

This is so comprehensive and well-organized! Excellent teacher instructions, links, and directions for both digital and print use! (Nancy L.)



Looking for MORE Easy-to-Use RESEARCH PROJECTS?

[CLICK HERE](#) to take a look!

WAX MUSEUM
BIOGRAPHY PROJECT AND EVENT




THE TEACHER NEXT DOOR

[CLICK HERE](#) to take a look!

EXPLORERS
REPORT PROJECT


100% EDITABLE DIRECTIONS & RUBRIC, STUDENT PAGES



The TEACHERnextDoor

California
TRAVEL JOURNAL

Sample Report, 100% Editable Directions & Rubric




The TEACHERnextDoor

[CLICK HERE](#) to take a look!

NATIVE AMERICAN
RESEARCH REPORT

SAMPLE REPORT, 100% EDITABLE DIRECTIONS & RUBRIC, STUDENT PAGES



The TEACHERnextDoor

[CLICK HERE](#) to take a look!