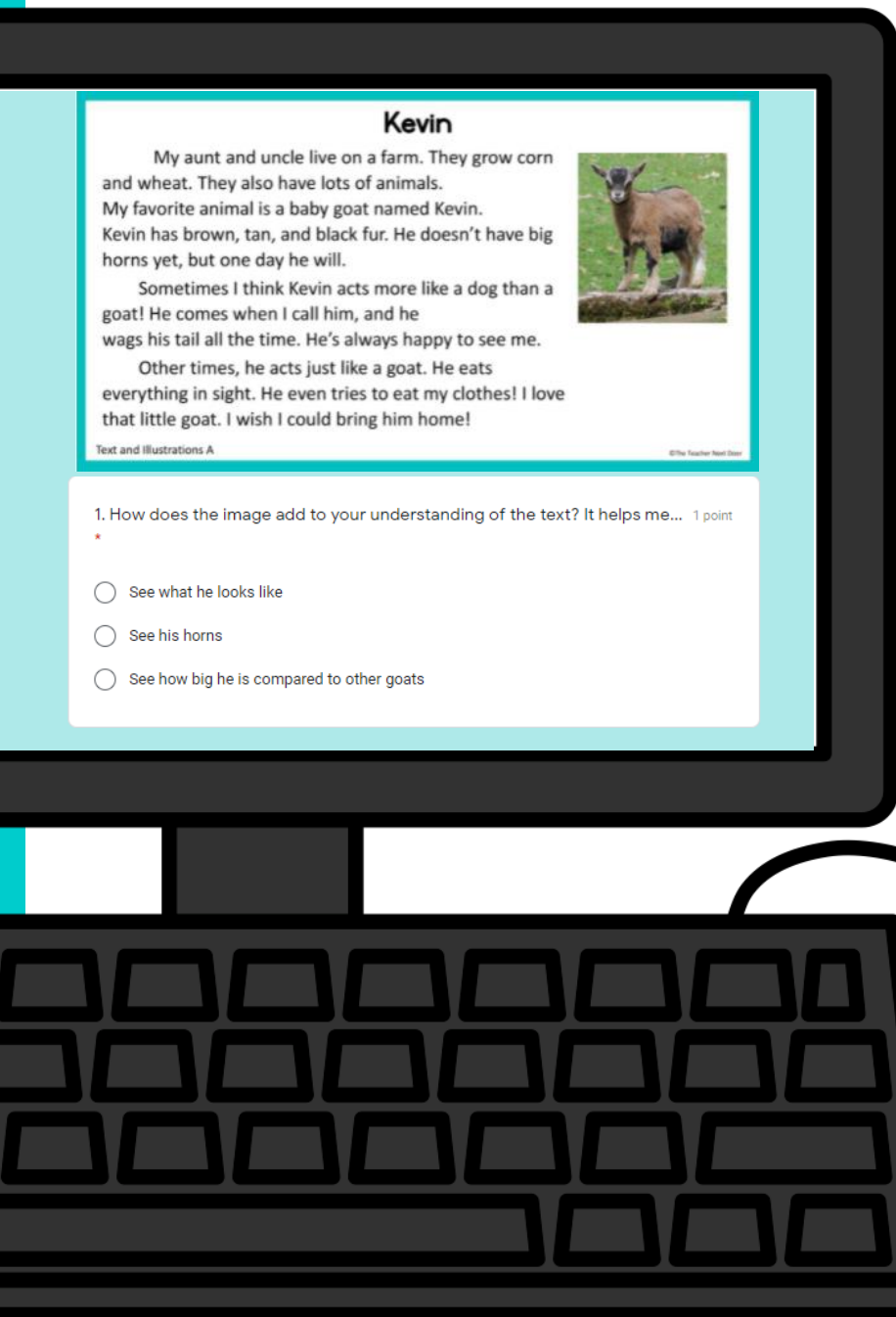


# TEXT AND ILLUSTRATIONS

## READING ASSESSMENTS

### PRINT AND DIGITAL



**TEXT AND ILLUSTRATIONS**


Name: \_\_\_\_\_

**KEVIN**

My aunt and uncle live on a farm. They grow corn and wheat. They also have lots of animals. My favorite animal is a baby goat named Kevin. Kevin has brown, tan, and black fur. He doesn't have big horns yet, but one day he will.

Sometimes I think Kevin acts more like a dog than a goat! He comes when I call him, and he wags his tail all the time. He's always happy to see me.

Other times, he acts just like a goat. He eats everything in sight. He even tries to eat my clothes! I love that little goat. I wish I could bring him home!



**TEXT AND ILLUSTRATIONS**

Name: \_\_\_\_\_

**VENICE**

When my parents first got married, they took a trip to Venice. Venice is a city in Italy. My parents said it is a lot of small islands with no cars there. It is beautiful.

To travel around there are 150 canals. Tourists, like my parents, take gondolas. I love that little city.

**1. How does the picture add to your understanding of the text? It helps me...** 1 point

☐ See what he looks like

☐ See his horns

☐ See how big he is compared to other goats


**TEXT AND ILLUSTRATIONS**

Name: \_\_\_\_\_

**THE PEACOCK**

When we first heard the peacock yelling in our backyard, we had no idea what it was! My mom and I ran to the backyard to see what was making such a racket! As soon as we saw it was a peacock, we stopped running. We didn't want to scare him away.

My mom said she could tell he was a male since his feathers had so many colors. His chest was bright blue. He had a crown of feathers that were blue too. His wings were black and white. When he fanned out his tail, we could see beautiful green circles on his tail. He was such a pretty bird!



**1. How does the picture add to your understanding of the text? It helps me...** 1 point

☐ See what he looks like

☐ See his horns

☐ See how big he is compared to other goats

3rd  
Grade

The TEACHER Next Door

# 3 STANDARDS-BASED ASSESSMENTS

**TEXT AND ILLUSTRATIONS**

Name: \_\_\_\_\_

**KEVIN**

My aunt and uncle live on a farm. They grow corn and wheat. They also have lots of animals. My favorite animal is a baby goat named Kevin. Kevin has brown, tan, and black fur. He doesn't have big horns yet, but one day he will.

Sometimes I think Kevin acts more like a dog than a goat! He comes when I call him, and he wags his tail all the time. He's always happy to see me.

Other times, he acts just like a goat. He eats everything in sight. He even tries to eat my clothes! I love that little goat. I wish I could bring him home!

**1. How does the image add to your understanding of the text?**  
A. See what he looks like B. See his horns C. See how big he is

**2. What is the setting of this picture?**  
A. A petting zoo B. A farm

**3. What is the mood of the text?**  
A. Frustrated B. Happy

**4. This picture can NOT help you understand which one?**  
A. What he eats B. The length of his fur C. If he is happy

**5. Kevin is most likely feeling which emotions in this picture?**  
A. Angry and upset B. Calm and happy C. Scared

Number Correct: **/5**

Illustrations and Text A

Includes a Print Format

**TEXT AND ILLUSTRATIONS**

Name: \_\_\_\_\_

**VENICE**

When my parents first got married, they took a trip to Venice. Venice is a city in Italy. My parents said it is a beautiful place with lots of small islands. It has no roads and no cars there. It does have walking paths.

To travel around Venice, people use gondolas. There are 150 canals that are filled with water. Tourists, like my parents, ride in gondolas. These boats are small and narrow. The gondolier who usually wears a striped shirt, a straw hat. The gondolier uses one oar to drive and uses the other oar to steer the boat.

**1. How does the image add to your understanding of the text?**  
A. See a bridge B. See a gondola

**2. What is the setting of this picture?**  
A. Paris B. Venice

**3. What is mentioned in the text but is NOT shown well in the picture?**  
A. A gondola B. A striped shirt

**4. This picture can NOT help you understand which one?**  
A. What all canals look like B. The size of the gondolas

**5. Using the picture, you can see \_\_\_\_\_.**  
A. White B. Brown

Number Correct: **/5**

Text and Illustrations B

**TEXT AND ILLUSTRATIONS**

Name: \_\_\_\_\_

**THE PEACOCK**

When we first heard the peacock yelling in our backyard, we had no idea what it was! My mom and I ran to the backyard to see what was making such a racket! As soon as we saw it was a peacock, we stopped running. We didn't want to scare him away.

My mom said she could tell he was a male since his feathers had so many colors. His chest was bright blue. He had a crown of feathers that were blue too. His wings were black and white. When he fanned out his tail, we could see beautiful green circles on his tail. He was such a pretty bird!

**1. What did the text say that you might not know by looking at the picture?**  
A. The circles on its tail B. The black and white wings C. There's a crown

**2. What is the setting of this picture?**  
A. The zoo B. India C. The backyard

**3. What is mentioned in the text but is NOT shown well in the picture?**  
A. The peacock's tail B. The peacock's crown C. The peacock's chest

**4. This picture can NOT help you understand which one?**  
A. What the crown looks like B. What a peacock sounds like C. Its feet

**5. What can you tell about the beak from this picture?**  
A. Its strength B. Its shape C. Both A and B

Number Correct: **/5**

Text and Illustrations C

©The Teacher Next Door

WORKS WELL FOR:

- Formative Assessment
- Summative Assessment
- Independent Practice

The TEACHER Next Door

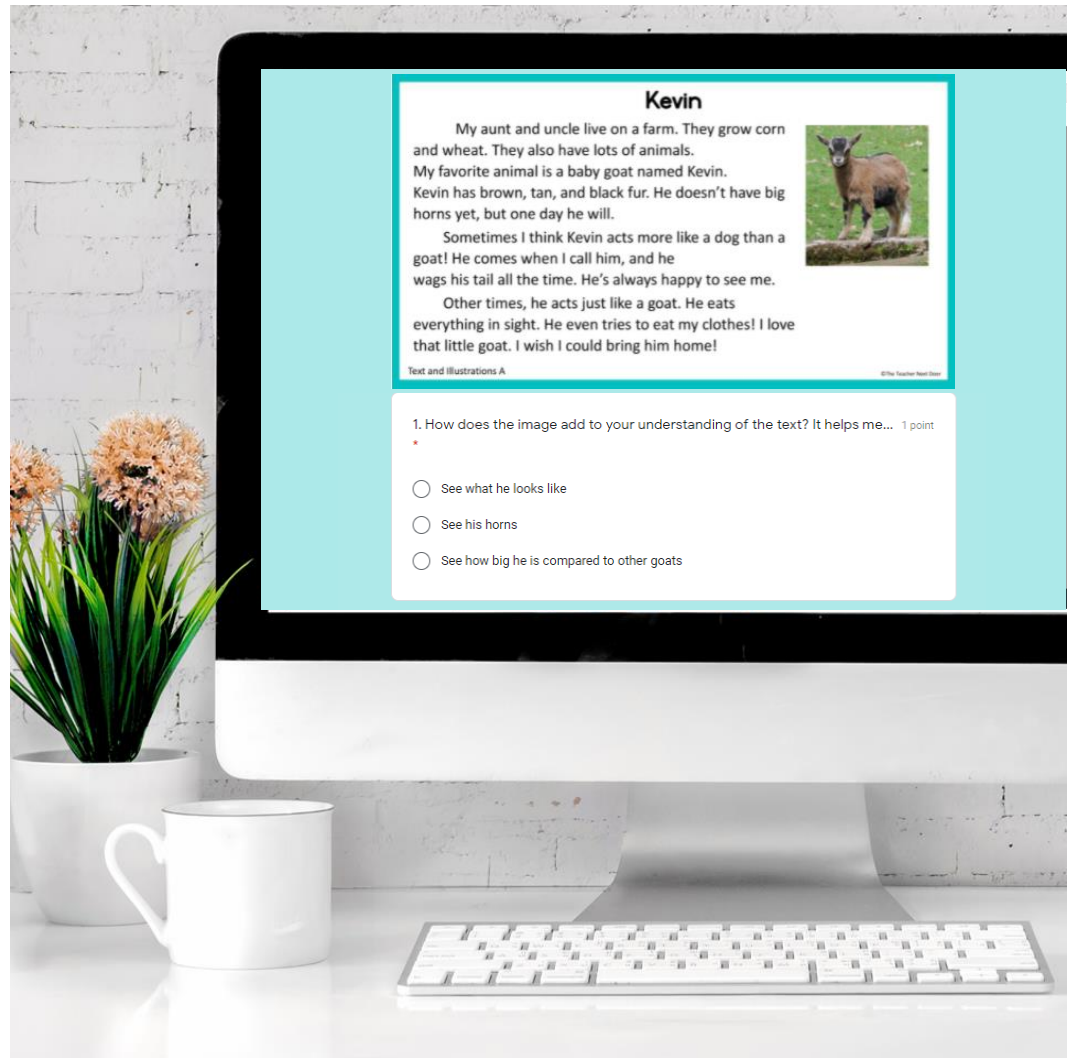
# INCLUDES A DIGITAL FORMAT

The digital assessments are in Google Forms™:

- **Self-grading!**
- **Can be used on many learning platforms!**

Can be used for:

- **Data Driven Instruction**
- **Standards Based Grading**
- **Spiral Review**

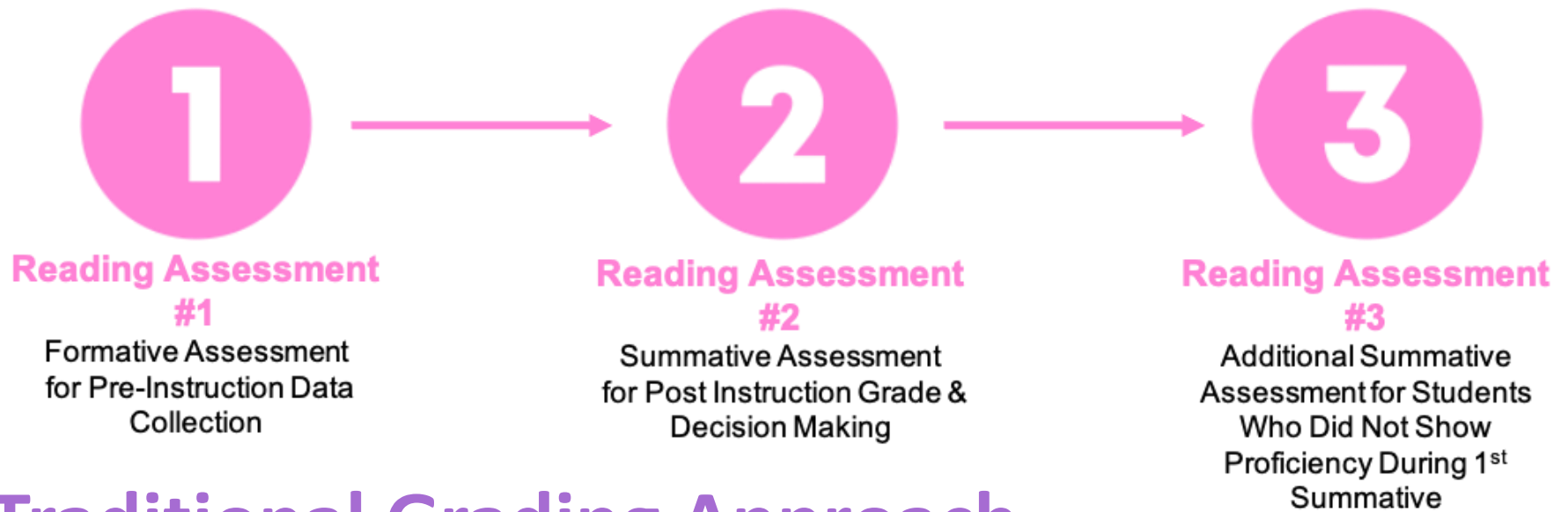


**NO PREP Digital!**

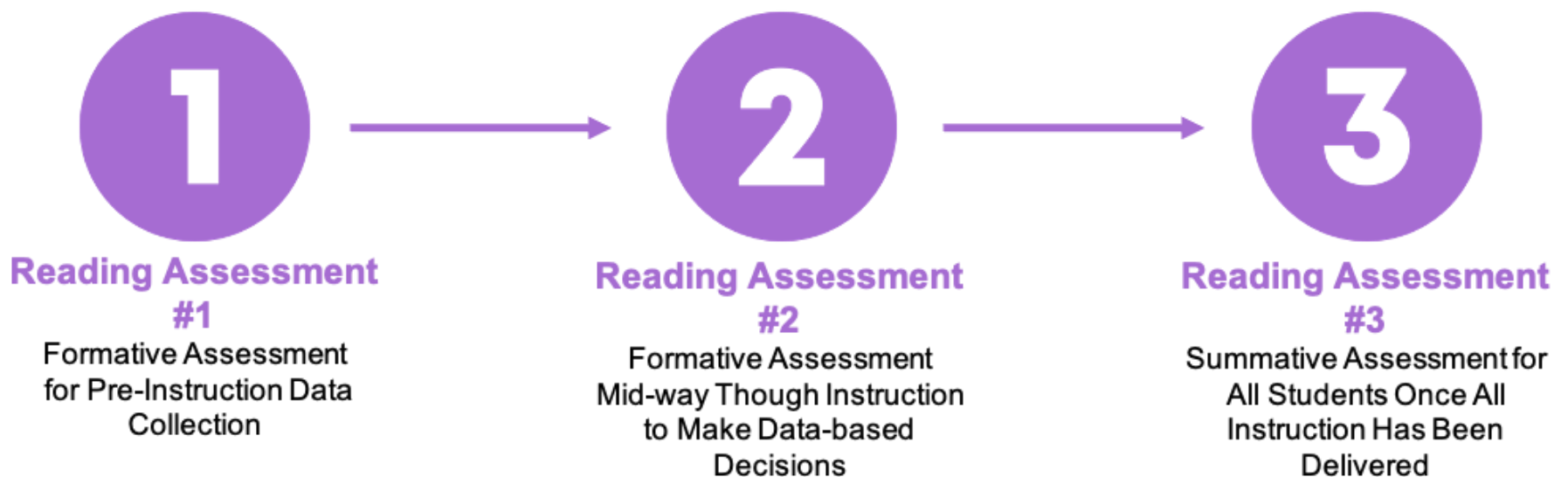
The TEACHER next Door

# DATA DRIVEN INSTRUCTION

## Standards-Based Grading Approach



## Traditional Grading Approach





# ALSO INCLUDES A COPY OF PASSAGES IN GOOGLE SLIDES

YOU MAY USE THESE PASSAGES TO:

- Meet IEP and 504 requirements
- Highlight words or phrases for students
- Increase passage size and eliminate digital distraction for students
- Read the passage together (or to a small group) before assessing
- Add notes, task lists, or other helpful reminders to passages for students
- and more!



***\*\*\*Please note, the paired questions are only available on the printable and Google Forms versions of these resources (NOT on Slides).***

SAVE more and get MORE when you purchase the











# Standards-Based Reading Assessment Bundle

[CLICK HERE](#) to take a look!

More Reading Resources:

## READING ASSESSMENTS FICTION BUNDLE

PRINT AND DIGITAL  
for  
GOOGLE FORMS™



The TEACHER next Door

3rd Grade

## DIGITAL READING BUNDLE: FICTION for GOOGLE SLIDES™



[CLICK HERE](#) to take a look!

## DIGITAL READING BUNDLE: NONFICTION for GOOGLE SLIDES™



[CLICK HERE](#) to take a look!

The TEACHER next Door



Want the BEST DEAL? SAVE MORE with the  
**Standards-Based Reading Assessments**  
**FICTION and NONFICTION BUNDLE!**  
[CLICK HERE](#) to take a look!

## READING ASSESSMENTS BUNDLE: FICTION AND NONFICTION

### READING ASSESSMENTS FICTION BUNDLE

PRINT AND  
DIGITAL  
for  
GOOGLE  
FORMS™

CAUSE AND EFFECT  
READING ASSESSMENTS  
PRINT AND DIGITAL  
for  
GOOGLE  
FORMS™

CONTEXT CLUES  
READING ASSESSMENTS  
PRINT AND DIGITAL  
for  
GOOGLE  
FORMS™

ELEMENTS OF STORIES  
DRAMAS, AND POEMS  
READING ASSESSMENTS  
PRINT AND DIGITAL  
for  
GOOGLE  
FORMS™

POINT OF VIEW  
READING ASSESSMENTS  
PRINT AND DIGITAL  
for  
GOOGLE  
FORMS™

TEXT AND ILLUSTRATIONS  
READING ASSESSMENTS  
PRINT AND DIGITAL  
for  
GOOGLE  
FORMS™

COMPARE AND CONTRAST  
READING ASSESSMENTS  
PRINT AND DIGITAL  
for  
GOOGLE  
FORMS™

READING COMPREHENSION  
READING ASSESSMENTS  
PRINT AND DIGITAL  
for  
GOOGLE  
FORMS™

The TEACHER next Door

3rd  
Grade

PRINT AND DIGITAL  
for  
GOOGLE FORMS™

### READING ASSESSMENTS NONFICTION BUNDLE

PRINT AND  
DIGITAL  
for  
GOOGLE  
FORMS™

ASK AND ANSWER QUESTIONS  
READING ASSESSMENTS  
PRINT AND DIGITAL  
for  
GOOGLE  
FORMS™

MAIN IDEA  
READING ASSESSMENTS  
PRINT AND DIGITAL  
for  
GOOGLE  
FORMS™

CAUSE AND EFFECT  
READING ASSESSMENTS  
PRINT AND DIGITAL  
for  
GOOGLE  
FORMS™

CONTEXT CLUES  
READING ASSESSMENTS  
PRINT AND DIGITAL  
for  
GOOGLE  
FORMS™

TEXT FEATURES  
READING ASSESSMENTS  
PRINT AND DIGITAL  
for  
GOOGLE  
FORMS™

POINT OF VIEW  
READING ASSESSMENTS  
PRINT AND DIGITAL  
for  
GOOGLE  
FORMS™

ILLUSTRATIONS AND TEXT  
READING ASSESSMENTS  
PRINT AND DIGITAL  
for  
GOOGLE  
FORMS™

LOGICAL CONNECTIONS  
READING ASSESSMENTS  
PRINT AND DIGITAL  
for  
GOOGLE  
FORMS™

COMPARE AND CONTRAST  
READING ASSESSMENTS  
PRINT AND DIGITAL  
for  
GOOGLE  
FORMS™

READING COMPREHENSION  
READING ASSESSMENTS  
PRINT AND DIGITAL  
for  
GOOGLE  
FORMS™

3rd  
Grade

The TEACHER next Door

The TEACHER next Door