

# COMPARE & CONTRAST

# READING CENTER

Image title

## FIRSTHAND AND SECONDHAND ACCOUNTS



**Firsthand Account from A.G. Spalding about Baseball Gloves:** "...The first glove I ever saw on the hand of a ball player in a game was worn by Charles C. Waite, in Boston, in 1875. He had come from New Haven and was playing at first base. The glove worn by him was of flesh color, with a large, round opening in the back. Now, I had for a good while felt the need of some sort of hand protection for myself... For several years I had pitched in every game played by the Boston team, and had developed severe bruises on the inside of my left hand... Still, it was not until 1877 that I overcame my scruples... by donning a glove. When I did at last decide to do so, I did not select a flesh-colored glove, but got a black one, and cut out as much of the back as possible to let the air in. ...I found that the glove, thin as it was, helped considerably, and inserted one pad after another until a good deal of relief was afforded..."

**Secondhand Account:** When baseball first started, players took to the field without any protective equipment, such as baseball gloves, batting helmets, or catcher masks. Players were often hurt from fielding balls with their bare hands. A.G. Spalding was a well-known pitcher, playing for the Boston Red Stockings in 1871 (now called the White Sox) and then the Chicago White Stockings (now called the Cubs) in 1876. Spalding was hesitant to wear a glove until he saw Charles C. Waite from Boston, wear one. In 1877, Spalding bought a black glove, cut out the back, and padded the inside for extra protection.

© The Teacher Next Door

5. Which of the following is the SAME between the two accounts? \*

- ☐ A. He padded his glove.
- ☐ B. a flesh-colored glove
- ☐ C. catcher masks



## FLEX FORMATS



## GRADES 4/5

## THE TEACHER NEXT DOOR

# AGAIN EVERY SCHOOL YEAR!

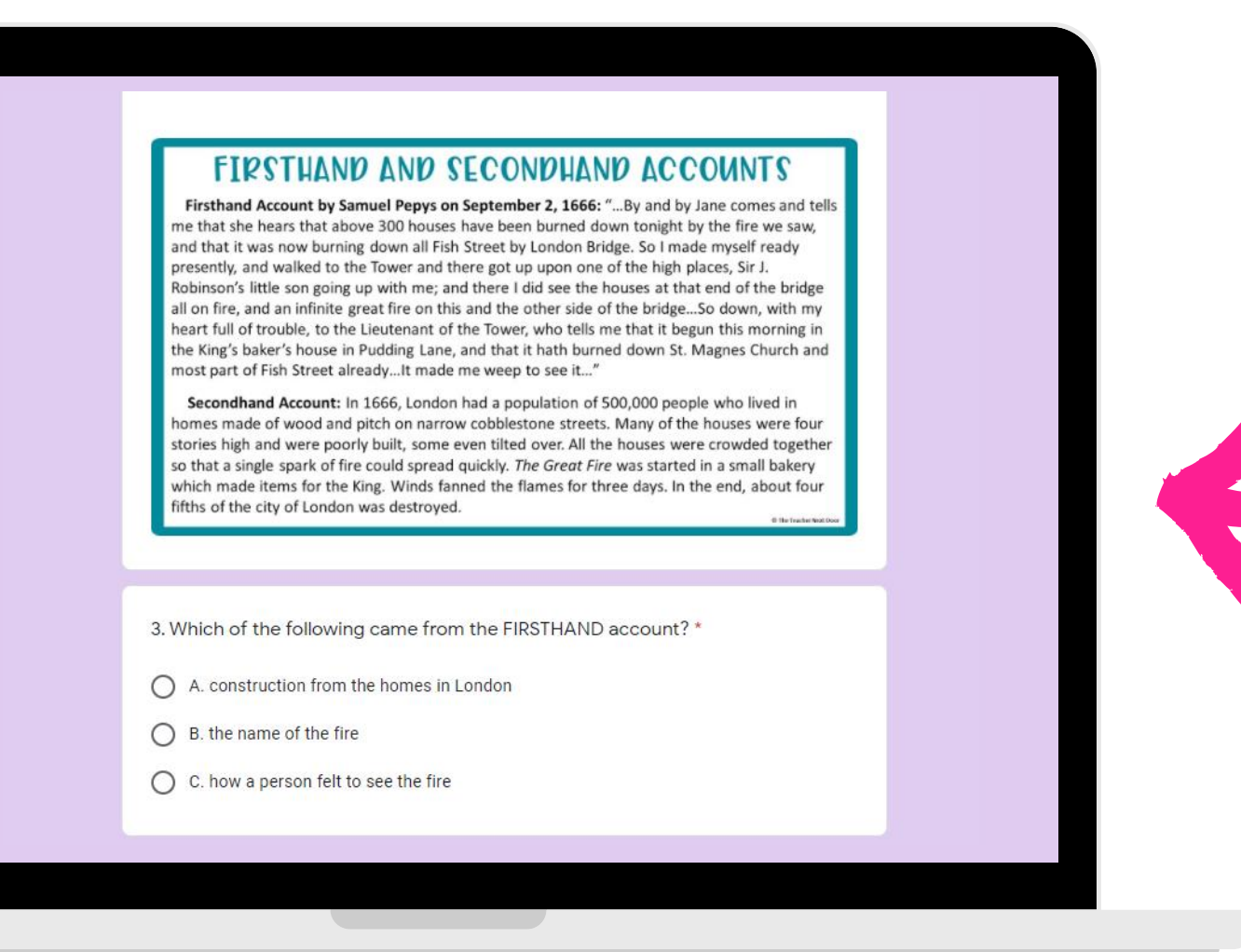
## THE TEACHER NEXT DOOR

# 3 FLEX FORMATS

SELF-GRADING GOOGLE FORMS

COLLECT DATA OR A GRADE!

EASY TO SHARE WITH STUDENTS!



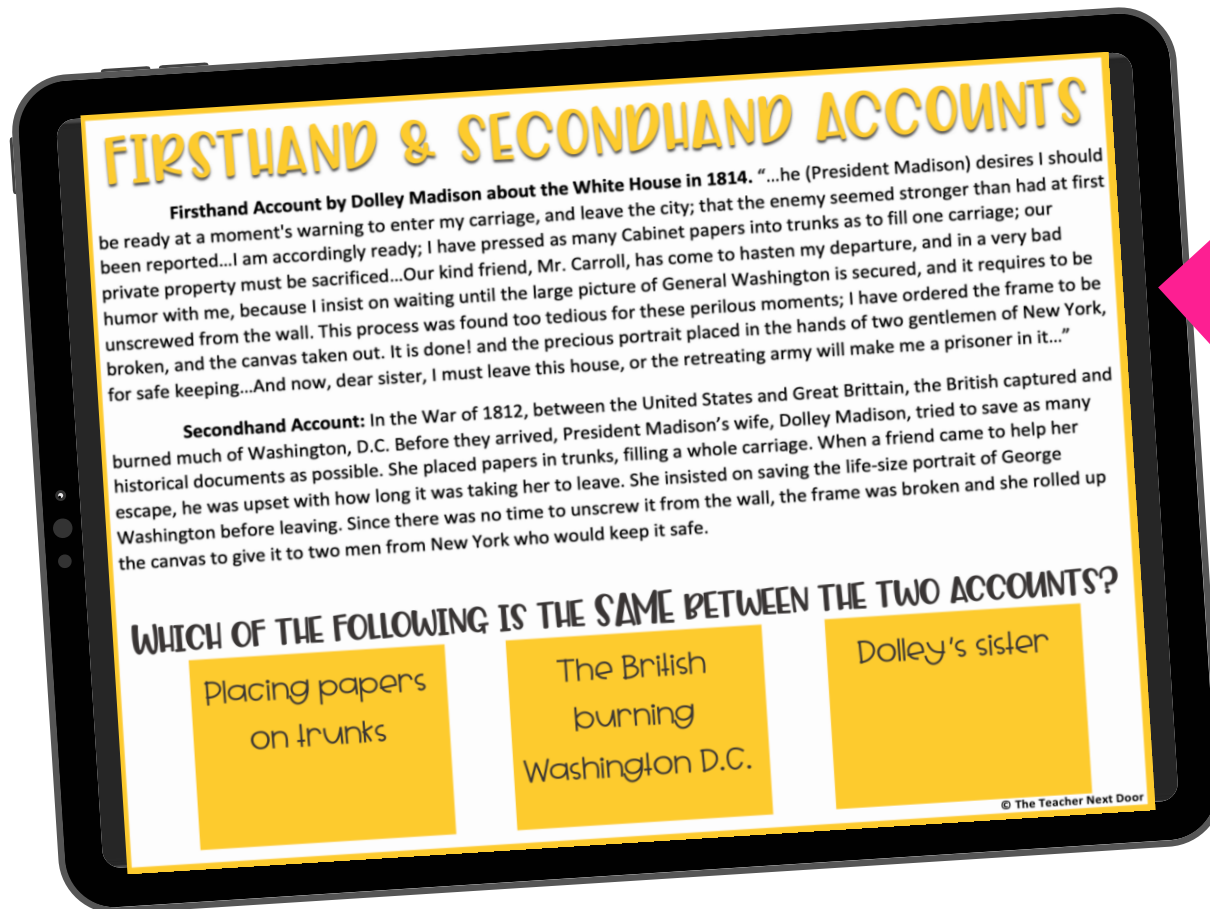
THE TEACHER NEXT DOOR

# 3 FLEX FORMATS

**SUPER SIMPLE INTERACTIVE PDFS**

**JUST CLICK AND SEND!** 

**KEEP STUDENTS ENGAGED IN  
THE METACOGNITIVE PROCESS!**



**GIVE  
STUDENTS  
INSTANT  
FEEDBACK**



# ASK THE EXPERTS

**"PERFECT FOR OUR UNIT.  
I LOVE THE DIFFERENT  
OPTIONS WE HAVE!"**

**– MARIBETH, 4TH GRADE TEACHER**

**"THIS SAVED ME A LOT TIME  
TRYING TO FIND TWO  
ACCOUNTS OF ONE TOPIC!"**

**– ELIZABETH, 5TH GRADE TEACHER**

**"PROVIDED MY STUDENTS  
WITH THE CHALLENGE  
THEY NEEDED!"**

**– DANIELLE, 4TH GRADE TEACHER**

**THE TEACHER NEXT DOOR**



# READING CENTERS FAQ

## Which classrooms would benefit from a Compare and Contrast for Nonfiction Reading Center like this?

This Compare and Contrast Reading Center is for you **if your reading curriculum is lacking** when it comes to focused reading skills practice. If you'd like to **stop endlessly searching for reading activities** that align with this reading standard and are looking for consistent, **easy-to-use** reading games, this resource is for you.

## What age is best suited for this Reading Center?

This reading center is **aligned with 4<sup>th</sup>/5<sup>th</sup> grade reading standards**. It can also be used with **older students in need of extra practice** and support or for **enrichment for younger students**. Teachers, homeschool educators, and tutors have used the materials successfully.

## How can this resource be used in my classroom?

This resource is **extremely versatile**. Many teachers will use the reading center as part of their weekly literacy stations. You can also use the reading center for whole-class games, small groups, partner practice, exit slips, or test prep. Our **best recommendation is to use them for independent or partner work while you meet with small groups to differentiate**.

# WHO IS TTND?

At **The Teacher Next Door**, we know that you strive to be an effective reading teacher while maintaining a healthy work-life balance. In order to do that, you need resources that are impactful yet simple. The problem is that most reading resources and curriculums out there are far from simple. The pages upon pages of daily lesson plans are just plain overwhelming. We believe teachers should be living their lives outside the classroom and not spending hours lesson planning and searching for resources.

Now, more than ever, teachers need space to be themselves, which is why we create and support teachers with timesaving tips and standards-aligned resources.

**We can't wait to help you get started.**

**A NOTE ABOUT OUR CEO AND FOUNDER:** Jenn Larson is the creator and founder of The Teacher Next Door. With over 20 years of experience in the classroom and a Master's Degree in Curriculum and Instruction, Jenn specializes in creating resources for upper elementary students. Her goal is to support teachers by providing ready-to-use resources that target standards and help students grow in amazing ways.


**REACH OUT AT: [contact@the-teacher-next-door.com](mailto:contact@the-teacher-next-door.com)**



**THE TEACHER  
NEXT DOOR**

# TAKE BACK YOUR TEACHER TIME!

## READING CENTERS MEGA BUNDLE



**FLEX FORMATS**



**ALL SKILLS**

**GRADES 4/5**

**BUY NOW**



**NO MORE HOURS OF LESSON PLANNING!**  
**YOUR FUTURE TEACHER-SELF WILL**  
**THANK YOU, YEAR AFTER YEAR.**

**THE TEACHER NEXT DOOR**