

INFERENCES

READING CENTER

5. What can you infer about this photograph? *

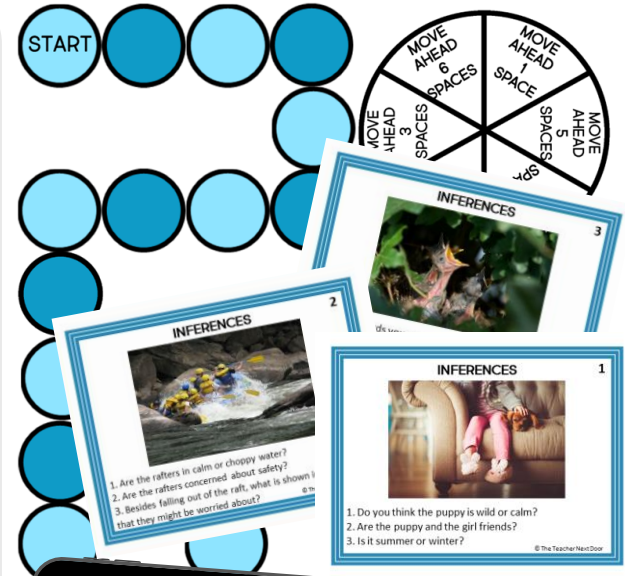
MAKING INFERENCES



© The Teacher Next Door

- A. The water is shallow.
- B. The boat is motorized.
- C. The body of water is a river.

START



INFERENCES

1. Do you think the puppy is wild or calm?
2. Are the puppy and the girl friends?
3. Is it summer or winter?

© The Teacher Next Door

INFERENCES

9. What can you infer about the elephants from this photo?

- A. They're waiting for a boat
- B. They're about to stampede
- C. They're getting a drink

A

B

C

© The Teacher Next Door

FLEX FORMATS



GRADES 4/5

THE TEACHER NEXT DOOR

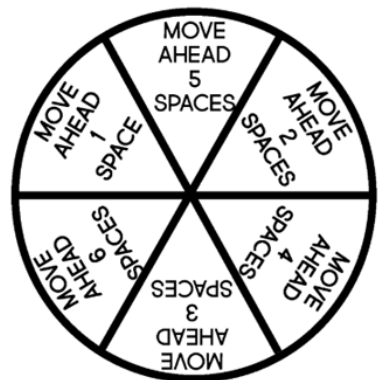
3 FLEX FORMATS

PRINTABLE HANDS-ON CENTERS

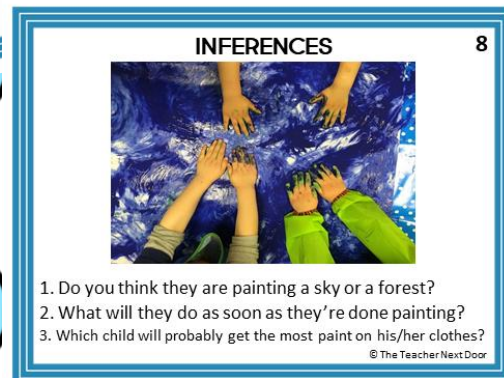


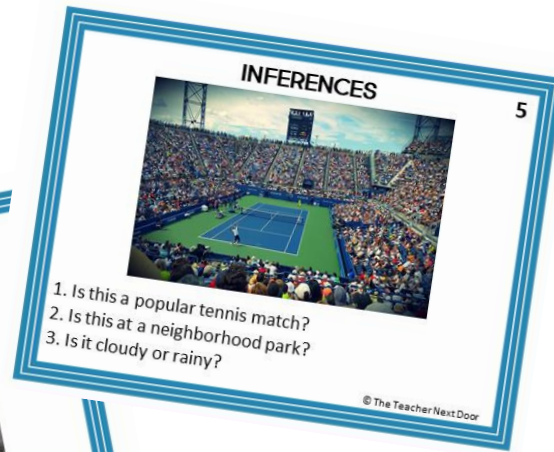
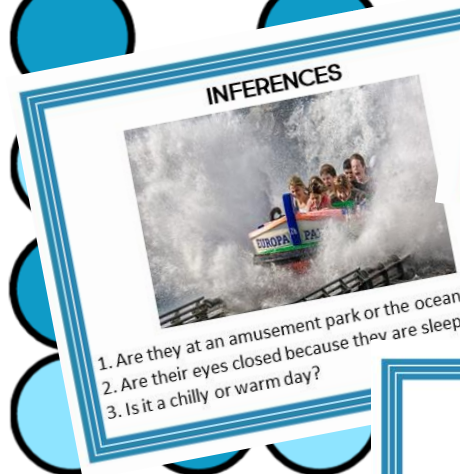
PRINT, LAMINATE, AND GO!

USE THIS FORMAT AGAIN AND

AGAIN EVERY SCHOOL YEAR!



© The Teacher Next Door



3 FLEX FORMATS

SELF-GRADING GOOGLE FORMS

COLLECT DATA OR A GRADE!

EASY TO SHARE WITH STUDENTS!


4. What can you infer about the car? *

MAKING INFERENCES



© The Teacher Next Door

- A. It's very fast.
- B. It was a gift for someone.
- C. It doesn't get driven often.



3 FLEX FORMATS

SUPER SIMPLE INTERACTIVE PDFS

JUST CLICK AND SEND! 

**KEEP STUDENTS ENGAGED IN
THE METACOGNITIVE PROCESS!**



**GIVE
STUDENTS
INSTANT
FEEDBACK**



ASK THE EXPERTS

**"MY STUDENTS LOVED
THIS RESOURCE!"**

– ROCIO, 4TH GRADE TEACHER

**"THE PICTURES HELPED
TREMENDOUSLY IN
THEIR LEARNING!"**

– MELISSA, 5/6TH SPED TEACHER

**"REALLY HELPED MY
STUDENTS BETTER
UNDERSTAND THE CONCEPT!"**

– REBECCA, 5TH GRADE TEACHER

READING CENTERS FAQ

Which classrooms would benefit from an Inferences Reading Center like this?

This Making Inferences Reading Center is for you **if your reading curriculum is lacking** when it comes to focused reading skills practice. If you'd like to **stop endlessly searching for reading activities** that align with this reading standard and are looking for consistent, **easy-to-use** reading games, this resource is for you.

What age is best suited for this Reading Center?

This reading center is **aligned with 4th/5th grade reading standards**. It can also be used with **older students in need of extra practice** and support or for **enrichment for younger students**. Teachers, homeschool educators, and tutors have used the materials successfully.

How can this resource be used in my classroom?

This resource is **extremely versatile**. Many teachers will use the reading center as part of their weekly literacy stations. You can also use the reading center for whole-class games, small groups, partner practice, exit slips, or test prep. Our **best recommendation is to use them for independent or partner work while you meet with small groups to differentiate**.

WHO IS TTND?

At **The Teacher Next Door**, we know that you strive to be an effective reading teacher while maintaining a healthy work-life balance. In order to do that, you need resources that are impactful yet simple. The problem is that most reading resources and curriculums out there are far from simple. The pages upon pages of daily lesson plans are just plain overwhelming. We believe teachers should be living their lives outside the classroom and not spending hours lesson planning and searching for resources.

Now, more than ever, teachers need space to be themselves, which is why we create and support teachers with timesaving tips and standards-aligned resources.

We can't wait to help you get started.

A NOTE ABOUT OUR CEO AND FOUNDER: Jenn Larson is the creator and founder of The Teacher Next Door. With over 20 years of experience in the classroom and a Master's Degree in Curriculum and Instruction, Jenn specializes in creating resources for upper elementary students. Her goal is to support teachers by providing ready-to-use resources that target standards and help students grow in amazing ways.



**THE TEACHER
NEXT DOOR**

REACH OUT AT: contact@the-teacher-next-door.com

TAKE BACK YOUR TEACHER TIME!

READING CENTERS MEGA BUNDLE

TEXT EVIDENCE

- 1 The blue whale is a mammal and is the largest animal in
- 2 the world. It can live in every ocean and may swim alone
- 3 or in small groups. Most blue whales are about 85 feet
- 4 long and weigh over 200 tons (400,000 lb.). Blue whales
- 5 are even quite large at birth! While a newborn blue whale
- 6 calf starts out weighing about two tons (4,000 lb.), it gains
- 7 200 pounds every day during the first year of life. The blue
- 8 whale is called a baleen whale because its teeth are like
- 9 combs, which filter food. These whales eat mostly krill,
- 10 which are tiny sea creatures like shrimp. They can eat
- 11 8,000 pounds of krill each day.

1A. In which line(s) did you find the answer to the following question: Which kind of whale is a blue whale?

A. Line 2

B. Line 8

C. Line 11

**INFERENCE
A MATCHING GAME**

DIRECTIONS
Read the passage on the top puzzle piece and the question. Choose the puzzle piece with the inference that BEST answers the question.

START GAME →

FLEX FORMATS



ALL SKILLS

GRADES 4/5

BUY NOW



**NO MORE HOURS OF LESSON PLANNING!
YOUR FUTURE TEACHER-SELF WILL
THANK YOU, YEAR AFTER YEAR.**

THE TEACHER NEXT DOOR